

Pohár cestovních vozů

Brno, Czech Republic
13 - 15 June 2008



Timing and Results by MST Systems Ltd

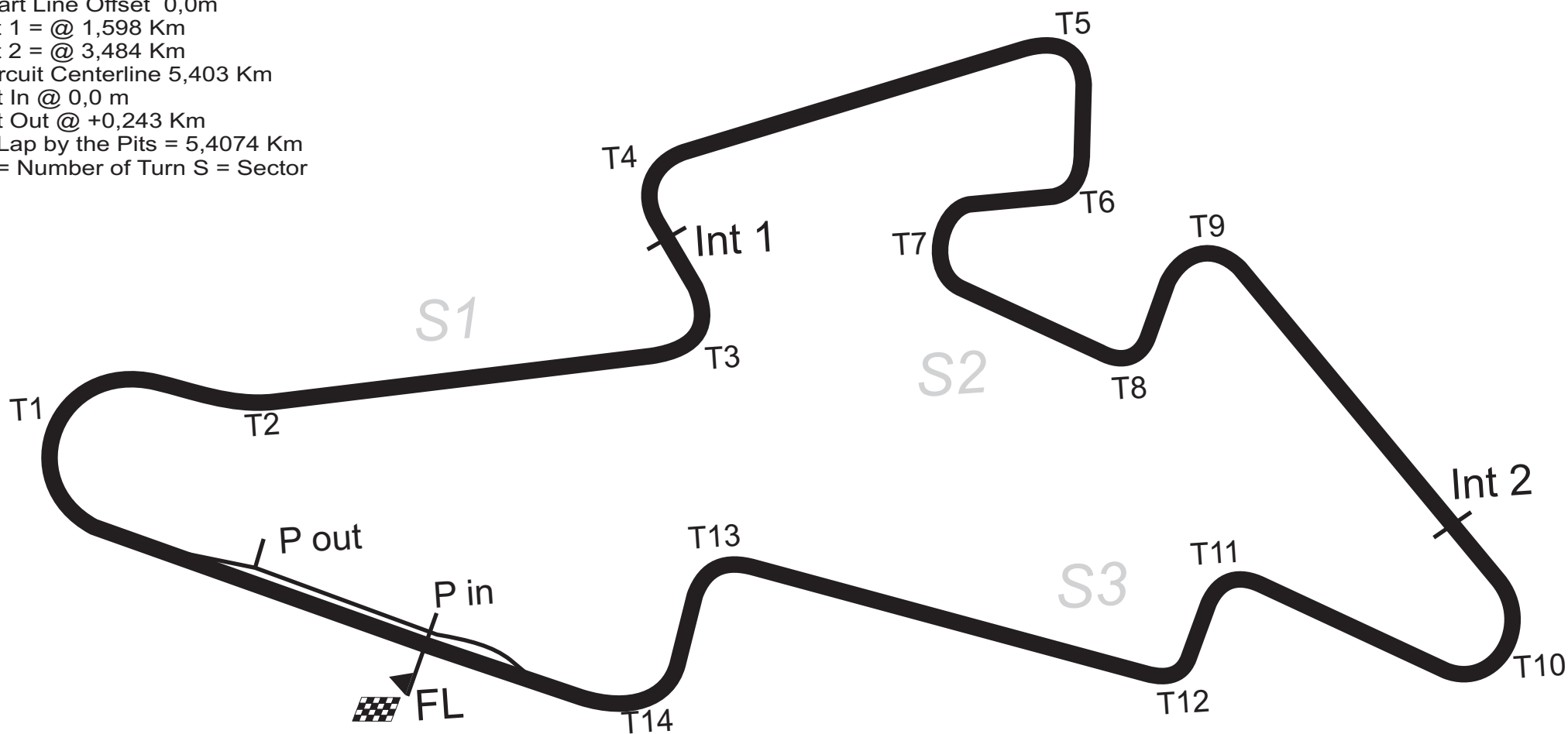
www.fiawtcc.com

www.mstworld.com



Races 9 and 10 - Brno 14 & 15 June 2008

▲ Start line
▣ Finish & Timing "Line"
Start Line Offset 0,0m
Int 1 = @ 1,598 Km
Int 2 = @ 3,484 Km
Circuit Centerline 5,403 Km
Pit In @ 0,0 m
Pit Out @ +0,243 Km
A Lap by the Pits = 5,4074 Km
T = Number of Turn S = Sector



Pohar cestovnich vozu FREE PRACTICE

POS	NO	CL	DRIVER	NAT	CAR	TIME	LAPS	GAP	KPH
1	13	C	Dan SUCHY	CZE	BMW M3 GTR	2:08.843	6		150.96
2	5	D	Milan BEZAK	SUI	Porsche 911	2:09.950	11	1.107	149.67
3	28	C	Petr KACIREK	CZE	BMW M3 GTR	2:10.357	12	1.514	149.21
4	37	C	Marcel KUSIN	CZE	BMW M3 GTR	2:11.087	7	2.244	148.38
5	10	C	Petr VACIK	CZE	Ferrari F360	2:12.544	8	3.701	146.75
6	155	D	Michael SCHULZE	GER	Nissan 350Z	2:14.489	11	5.646	144.62
7	40	D	Petr FULIN	CZE	BMW M3 E92	2:15.556	2	6.713	143.48
8	36	C	Matej KOTRBA	CZE	BMW M3 GTR	2:16.915	12	8.072	142.06
9	12	C	Petr VALEK	CZE	BMW M3	2:17.110	8	8.267	141.86
10	60	A	Bohumil PFEIFER	CZE	Skoda Fabia	2:17.331	8	8.488	141.63
11	55	A	Vladimir OSTASEVSKI	CZE	Renault Clio	2:18.955	8	10.112	139.97
12	67	A	BAZATA	CZE	Skoda Octavia	2:21.294	12	12.451	137.66
13	2	A	Radek BARES	CZE	Alfa Romeo 147	2:22.546	8	13.703	136.45
14	70	B	Daniel SKALICKY	CZE	BMW 1-130i Challenge	2:23.871	11	15.028	135.19
15	1	B	Lumir FIRLA	CZE	BMW 1-130i - Challenge	2:23.874	9	15.031	135.19
16	22	B	Daniel ZELINSKY	CZE	BMW 1-130i - Challenge	2:24.942	12	16.099	134.19
17	47	B	Daniel MILDE	GER	BMW 1-130i Challenge	2:25.547	12	16.704	133.63
18	57	A	Josef PEKAR	CZE	Peugeot 306	2:25.677	8	16.834	133.52
19	66	B	Artur RIBKO	LVA	BMW 1-130i - Challenge	2:26.453	12	17.610	132.81
20	44	B	Michael JOHN	CZE	BMW 1-130i Challenge	2:27.841	7	18.998	131.56
21	3	B	Jan KUPCIK	CZE	BMW 1-130i Challenge	2:33.689	9	24.846	126.55

Weather/Track: Cloud 15°/Dry 22°

Brno
Circuit Length = 5.4030 km.
Start: 11:30 End: 12:00

Race Director:	Steward:	Timekeeper:
----------------	----------	-------------

Pohar cestovnich vozu

Free Practice - Sector Analysis Report

Lap	S1 Time	S1 Spd	S2 Time	S2 Spd	S3 Time	S3 Spd	Lap Time	Pit	Lap	S1 Time	S1 Spd	S2 Time	S2 Spd	S3 Time	S3 Spd	Lap Time	Pit
1 FIRLA CZE BMW 1-130i - Challenge B																	
1	12:32.906	85.1	1:04.016	169.2	56.309	161.1	14:33.231		6	39.164	118.4	53.123	178.8	52.247	166.9	2:24.534	
2	40.400	109.7	55.568	177.0	53.319	167.9	2:29.287		7	38.584	117.0	53.420	177.6	52.699	168.2	2:24.703	
3	39.020	118.2	53.536	179.4	52.717	167.9	2:25.273		8	38.440	119.4	53.450	178.5	52.226	166.9	2:24.116	
4	38.595	117.7	53.236	179.7	52.343	167.9	2:24.174		9	42.139	115.6	54.932	166.9	1:04.847		2:41.918	Pit
5	38.608	120.4	53.025	179.7	52.241	169.0	2:23.874										
2 BARES CZE Alfa Romeo 147 A																	
1	13:01.745	109.6	55.972	170.8	53.467	162.8	14:51.184		6	38.668	119.4	52.893	172.5	52.119	163.1	2:23.680	
2	39.913	120.0	53.253	173.0	52.655	164.3	2:25.821		7	38.050	117.5	52.889	175.3	51.607	163.8	2:22.546	
3	38.748	116.1	54.320	173.0	52.152	162.6	2:25.220		8	38.094	116.2	52.821	175.0	1:15.851		2:46.766	Pit
4	38.966	119.0	53.722	175.8	54.684	163.1	2:27.372										
5	39.233	110.6	52.768	173.9	51.742	165.3	2:23.743										
3 KUPCIK CZE BMW 1-130i Challenge B																	
1							19:59.894		6							2:35.000	
2							3:07.670		7							2:35.457	
3							2:41.938		8							2:33.689	
4							2:36.749		9							2:36.301	
5							2:40.909										
5 BEZAK SUI Porsche 911 D																	
1	11:09.823	108.7	1:07.872	98.9	55.671	197.8	13:13.366		7	34.295	122.7	49.123	215.1	47.820	198.1	2:11.238	
2	35.276	119.7	49.834	215.1	47.625	201.8	2:12.735		8	34.479	126.9	48.930	215.1	46.541	201.4	2:09.950	
3	34.269	127.2	49.283	212.1	47.306	201.8	2:10.858		9	34.093	129.3	49.347	213.4	47.578	201.8	2:11.018	
4	34.020	127.2	49.728	215.5	47.918	201.8	2:11.666		10	34.303	124.2	49.167	217.3	46.948	201.8	2:10.418	
5	34.640	125.8	49.988	214.2	53.825		2:18.453	Pit	11	34.051	127.6	50.050	215.1	47.402	203.0	2:11.503	
6	2:59.906	115.2	1:08.695	88.8	54.926	198.8	5:03.527										
10 VACIK CZE Ferrari F360 C																	
1							13:38.196		6							2:13.298	
2							2:21.256		7							2:12.597	
3							2:14.372		8							4:19.875	Pit
4							2:12.544										
5							2:13.588										
12 VALEK CZE BMW M3 C																	
1	11:15.285	105.6	1:08.984	117.2	58.948	177.9	13:23.217		6	36.458	125.4	50.961	192.5	49.691	174.1	2:17.110	
2	37.397	120.4	52.922	188.1	51.338	176.7	2:21.657		7	36.450	122.0	51.067	189.8	50.081	178.5	2:17.598	
3	37.306	121.8	52.360	188.1	50.581	178.8	2:20.247		8	37.744	111.3	1:01.760	142.8	1:10.738		2:50.242	Pit
4	37.283	122.7	52.776	188.1	59.091		2:29.150	Pit									
5	3:24.374	116.5	52.082	190.8	51.680	177.9	5:08.136										
13 SUCHY CZE BMW M3 GTR C																	
1	11:35.280	96.6	1:03.565	144.1	58.526	182.1	13:37.371		5	34.110	135.0	47.990	204.5	46.743	196.7	2:08.843	
2	37.407	122.8	52.695	200.7	51.426	186.2	2:21.528		6	34.350	133.6	48.916	203.3	1:08.119		2:31.385	Pit
3	34.858	134.1	48.647	204.1	47.426	194.2	2:10.931										
4	34.172	133.9	49.719	204.9	47.192	194.2	2:11.083										



Weather/Track: Cloud 15° / Dry 22°

Circuit Length - 5.403 kilometres
Brno

Pohar cestovnich vozu

Free Practice - Sector Analysis Report

Lap S1 Time S1 Spd S2 Time S2 Spd S3 Time S3 Spd Lap Time Pit Lap S1 Time S1 Spd S2 Time S2 Spd S3 Time S3 Spd Lap Time Pit

22 ZELINSKY CZE						BMW 1-130i - Challenge						B			
1	11:18.217	97.9	1:09.098	125.1	59.915	161.1	13:27.230	8	38.943	117.1	54.690	174.4	1:00.979	2:34.612	Pit
2	41.486	107.5	55.131	176.1	55.310	165.3	2:31.927	9	1:43.798	115.6	54.111	175.6	53.208	165.3	3:31.117
3	40.253	112.2	54.569	175.3	53.770	167.1	2:28.592	10	38.790	114.6	53.932	175.6	53.285	167.7	2:26.007
4	39.536	113.4	54.198	175.0	53.075	168.7	2:26.809	11	38.785	117.0	53.653	177.3	52.504	168.7	2:24.942
5	39.313	112.0	53.986	176.4	53.386	167.7	2:26.685	12	38.365	116.8	53.709	177.6	52.883	167.7	2:24.957
6	39.780	114.8	54.261	176.4	53.737	161.6	2:27.778								
7	39.473	107.5	54.137	176.4	53.186	167.9	2:26.796								

28 KACIREK CZE						BMW M3 GTR						C			
1	11:25.880	92.6	59.945	177.0	54.861	172.5	13:20.686	8	35.277	123.0	49.615	191.8	48.098	183.0	2:12.990
2	37.871	116.3	52.786	184.3	51.046	175.6	2:21.703	9	35.049	123.0	48.964	191.1	47.769	183.3	2:11.782
3	36.333	123.5	50.464	187.1	48.791	182.7	2:15.588	10	36.298	108.9	1:03.400	121.7	1:00.717	177.9	2:40.415
4	35.382	123.4	49.762	189.8	48.170	181.5	2:13.314	11	35.028	126.1	49.694	190.8	48.793	183.0	2:13.515
5	35.320	125.1	49.498	190.4	47.767	182.4	2:12.585	12	34.464	125.0	48.573	193.2	47.320	184.3	2:10.357
6	35.194	125.1	49.031	191.1	47.524	185.2	2:11.749								
7	35.067	124.2	49.369	188.8	48.128	180.9	2:12.564								

36 KOTRBA CZE						BMW M3 GTR						C			
1	11:13.965	92.6	1:09.346	111.4	59.457	171.4	13:22.768	8	36.776	126.1	51.993	183.3	50.895	173.9	2:19.664
2	39.792	119.2	53.066	181.5	51.663	177.0	2:24.521	9	36.795	126.3	51.114	185.5	50.101	176.7	2:18.010
3	37.794	125.7	52.130	183.3	50.552	177.9	2:20.476	10	36.454	127.2	51.249	186.5	49.822	177.6	2:17.525
4	37.368	123.7	52.125	182.4	51.302	175.8	2:20.795	11	36.637	125.8	50.678	185.5	49.600	178.8	2:16.915
5	37.994	124.4	52.667	183.6	51.729	176.4	2:22.390	12	36.374	127.6	50.959	187.5	49.833	179.1	2:17.166
6	37.313	123.0	52.798	183.3	50.887	176.7	2:20.998								
7	37.339	124.5	51.766	183.9	50.595	176.1	2:19.700								

37 KUSIN CZE						BMW M3 GTR						C				
1	11:11.687	101.2	1:06.656	108.1	57.120	179.4	13:15.463	5	35.192	134.8	49.414	193.5	47.874	181.8	2:12.480	
2	35.489	132.5	49.540	191.1	48.109	181.5	2:13.138	6	34.789	128.4	48.873	192.8	47.425	186.2	2:11.087	
3	34.798	135.0	49.321	190.4	47.808	184.3	2:11.927	7	35.734	125.2	52.922	177.0	1:00.090		2:28.746	Pit
4	34.997	129.8	49.367	191.1	47.678	185.5	2:12.042									

40 FULIN CZE						BMW M3 E92						D			
1						14:57.578									
2						2:15.556									

44 JOHN CZE						BMW 1-130i Challenge						B		
1						23:16.715	5							2:30.592
2						2:40.254	6							2:31.091
3						2:35.916	7							2:27.841
4						2:32.763								



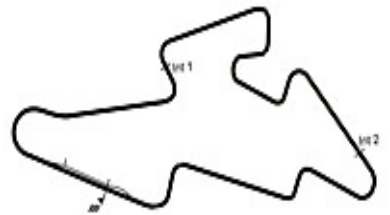
Weather/Track: Cloud 15° /Dry 22°

Circuit Length - 5.403 kilometres
Brno

Pohar cestovnich vozu

Free Practice - Sector Analysis Report

Lap	S1 Time	S1 Spd	S2 Time	S2 Spd	S3 Time	S3 Spd	Lap Time	Pit	Lap	S1 Time	S1 Spd	S2 Time	S2 Spd	S3 Time	S3 Spd	Lap Time	Pit									
47 MILDE									GER BMW 1-130i Challenge									B								
1					162.1		13:49.530		8	38.949	118.2	54.415	177.6	52.800	167.7	2:26.164										
2					166.6		2:30.147		9	42.431	115.5	59.153	115.8	1:06.825		2:48.409	Pit									
3	39.693	120.6	54.201	176.7	53.370	166.6	2:27.264		10	1:44.154	92.7	1:03.583	169.2	53.950	169.0	3:41.687										
4	38.826	122.1	54.068	177.6	53.182	169.2	2:26.076		11	38.704	119.8	54.049	178.5	53.102	166.1	2:25.855										
5	39.114	120.6	54.422	176.7	53.552	167.9	2:27.088		12	38.510	121.2	54.070	178.2	52.967	165.6	2:25.547										
6	38.826	118.5	54.427	177.6	53.606	167.1	2:26.859																			
7	38.514	120.8	53.989	178.5	53.368	167.1	2:25.871																			
55 OSTASEVSKI									CZE Renault Clio									A								
1	11:50.225	97.5	1:00.698	163.3	54.427	168.7	13:45.350		6	37.802	120.8	52.121	185.5	50.718	174.1	2:20.641										
2	38.693	124.2	53.871	182.1	50.961	172.5	2:23.525		7	37.191	128.4	51.587	184.6	50.177	174.4	2:18.955										
3	43.211	117.3	55.881	182.4	51.784		2:30.876		8	43.532	97.5	1:05.828	128.4	1:16.375		3:05.735	Pit									
4	38.103	126.0	52.489	183.3	50.948	174.1	2:21.540																			
5	38.087	125.2	52.340	183.0	50.584	176.4	2:21.011																			
57 PEKAR									CZE Peugeot 306									A								
1	12:34.910	93.1	1:05.475	139.3	1:00.081	146.9	14:40.466		6	39.779	120.6	53.725	174.4	52.173	167.7	2:25.677										
2	42.397	112.3	55.047	173.3	1:08.286		2:45.730	Pit	7	38.898	120.4	54.670	173.0	52.792	158.1	2:26.360										
3	1:57.952	113.5	54.156	173.6	53.481	138.2	3:45.589		8	40.654	114.8	58.247	144.1	1:06.779		2:45.680	Pit									
4	41.397	121.3	53.897	177.0	53.892	154.7	2:29.186																			
5	39.608	119.7	53.610	172.5	53.525	155.3	2:26.743																			
60 PFEIFER									CZE Skoda Fabia									A								
1	11:17.060	95.4	1:08.295	135.3	1:03.893	155.6	13:29.248		6	36.406	122.0	51.109	190.8	49.821	175.3	2:17.336										
2	41.356	113.2	56.604	180.0	53.057	177.9	2:31.017		7	36.516	129.1	50.952	192.8	49.863	174.7	2:17.331										
3	37.850	121.0	52.102	190.1	59.287		2:29.239	Pit	8	38.622	90.2	1:20.410	90.0	1:39.291		3:38.323	Pit									
4	2:14.539	110.5	53.612	187.1	50.551	175.8	3:58.702																			
5	37.344	121.2	51.904	188.4	50.027	177.3	2:19.275																			
66 RIBKO									LVA BMW 1-130i - Challenge									B								
1					156.7		14:37.499		8	39.799	111.2	55.598	172.8	54.405	163.1	2:29.802										
2					160.7		2:35.833		9	39.470	113.3	55.327	173.9	54.842	163.3	2:29.639										
3	39.919	105.8	58.211	169.2	55.361	163.3	2:33.491		10	40.388	111.6	56.073	173.3	55.105	164.3	2:31.566										
4	39.899	103.0	56.682	173.0	56.410	161.4	2:32.991		11	39.815	113.9	54.585	173.6	53.155	166.6	2:27.555										
5	40.730	107.3	56.429	173.3	56.381	156.9	2:33.540		12	38.667	117.9	54.335	171.7	53.451	164.1	2:26.453										
6	40.176	105.3	56.579	170.6	55.536	162.6	2:32.291																			
7	40.270	105.4	56.970	173.6	55.027	162.4	2:32.267																			
67 BAZATA									CZE Skoda Octavia									A								
1	11:58.826	98.1	1:03.221	158.1	59.719	164.6	14:01.766		8	37.950	119.7	52.721	183.0	52.316	168.7	2:22.987										
2	40.802	105.2	56.532	178.2	53.802	170.3	2:31.136		9	37.627	120.2	52.456	184.3	51.667	170.8	2:21.750										
3	38.732	106.1	53.587	182.1	52.801	171.9	2:25.120		10	37.722	122.5	52.344	183.6	51.228	172.5	2:21.294										
4	37.919	112.1	53.073	184.3	52.446	173.0	2:23.438		11	37.568	123.5	52.621	183.3	52.604	169.0	2:22.793										
5	38.450	117.5	52.815	183.6	51.441	173.9	2:22.706		12	38.928	118.0	1:00.167	177.0	56.511	160.9	2:35.606										
6	37.291	122.4	52.737	185.5	51.789	169.8	2:21.817																			
7	37.960	122.4	52.316	184.9	51.582	169.5	2:21.858																			



Weather/Track: Cloud 15° /Dry 22°

Circuit Length - 5.403 kilometres
Brno

Pohar cestovnich vozu

Free Practice - Sector Analysis Report

Lap S1 Time S1 Spd S2 Time S2 Spd S3 Time S3 Spd Lap Time Pit Lap S1 Time S1 Spd S2 Time S2 Spd S3 Time S3 Spd Lap Time Pit

70 SKALICKY				CZE	BMW 1-130i Challenge				B
1				16:10.623	7				2:24.754
2			172.5	2:29.068	8				2:24.944
3				2:25.933	9				2:24.117
4				2:25.114	10				2:24.782
5				2:24.449	11				2:24.679
6				2:23.871					

155 SCHULZE				GER	Nissan 350Z				D						
1				174.7	13:34.688	7	36.089	114.1	53.910	185.8	1:05.341	2:35.340 Pit			
2				181.8	2:24.714	8	4:18.212	111.2	53.272	184.6	49.638	181.2	6:01.122		
3	36.764	121.0	51.478	184.6	49.785	183.3	2:18.027	9	35.552	125.0	50.296	193.5	48.876	182.4	2:14.724
4	35.694	115.5	51.089	192.1	49.575	182.4	2:16.358	10	35.327	124.1	50.306	193.2	48.856	181.8	2:14.489
5	35.949	123.0	50.742	193.8	49.720	182.1	2:16.411	11	35.329	122.4	50.890	194.5	49.183	181.5	2:15.402
6	35.526	125.8	50.836	191.8	49.366	181.8	2:15.728								



Weather/Track: Cloud 15° / Dry 22°



Circuit Length - 5.403 kilometres
Brno

Pohar cestovnich vozu

Free Practice - Best Sector Speeds Report

SECTOR 1					SECTOR 2					SECTOR 3				
POS	NO	NAME	SPEED	LAP	NO	NAME	SPEED	LAP	NO	NAME	SPEED	LAP		
1	13	SUCHY	135.0	5	5	BEZAK	217.3	10	5	BEZAK	203.0	11		
2	37	KUSIN	135.0	3	13	SUCHY	204.9	4	13	SUCHY	196.7	5		
3	5	BEZAK	129.3	9	155	SCHULZE	194.5	11	37	KUSIN	186.2	6		
4	60	PFEIFER	129.1	7	37	KUSIN	193.5	5	28	KACIREK	185.2	6		
5	55	OSTASEVSKI	128.4	7	28	KACIREK	193.2	12	155	SCHULZE	183.3	3		
6	36	KOTRBA	127.6	12	60	PFEIFER	192.8	7	36	KOTRBA	179.1	12		
7	28	KACIREK	126.1	11	12	VALEK	192.5	6	12	VALEK	178.8	3		
8	155	SCHULZE	125.8	6	36	KOTRBA	187.5	12	60	PFEIFER	177.9	2		
9	12	VALEK	125.4	6	55	OSTASEVSKI	185.5	6	55	OSTASEVSKI	176.4	5		
10	67	BAZATA	123.5	11	67	BAZATA	185.5	6	67	BAZATA	173.9	5		
11	47	MILDE	122.1	4	1	FIRLA	179.7	4	70	SKALICKY	172.5	2		
12	57	PEKAR	121.3	4	47	MILDE	178.5	7	47	MILDE	169.2	4		
13	1	FIRLA	120.4	5	22	ZELINSKY	177.6	12	1	FIRLA	169.0	5		
14	2	BARES	120.0	2	57	PEKAR	177.0	4	22	ZELINSKY	168.7	4		
15	66	RIBKO	117.9	12	2	BARES	175.8	4	57	PEKAR	167.7	6		
16	22	ZELINSKY	117.1	8	66	RIBKO	173.9	9	66	RIBKO	166.6	11		
17									2	BARES	165.3	5		



Weather/Track: Cloud 15° /Dry 22°



Circuit Length - 5.403 kilometres
Brno

Pohar cestovnich vozu

Free Practice - Best Sector Times Report

POS	SECTOR 1			SECTOR 2			SECTOR 3			NO	NAME	IDEAL/BEST LAP COMPARISON			DIFF
	NO	TIME	LAP	NO	TIME	LAP	NO	TIME	LAP			IDEAL	BEST	LAP	
1	5	34.020	4	13	47.990	5	5	46.541	8	13	SUCHY	2:08.843	2:08.843	5	+ 0.000
2	13	34.110	5	28	48.573	12	13	46.743	5	5	BEZAK	2:09.491	2:09.950	8	+ 0.459
3	28	34.464	12	37	48.873	6	28	47.320	12	28	KACIREK	2:10.357	2:10.357	12	+ 0.000
4	37	34.789	6	5	48.930	8	37	47.425	6	37	KUSIN	2:11.087	2:11.087	6	+ 0.000
5	155	35.327	10	155	50.296	9	155	48.856	10	155	SCHULZE	2:14.479	2:14.489	10	+ 0.010
6	36	36.374	12	36	50.678	11	36	49.600	11	36	KOTRBA	2:16.652	2:16.915	11	+ 0.263
7	60	36.406	6	60	50.952	7	12	49.691	6	12	VALEK	2:17.102	2:17.110	6	+ 0.008
8	12	36.450	7	12	50.961	6	60	49.821	6	60	PFEIFER	2:17.179	2:17.331	7	+ 0.152
9	55	37.191	7	55	51.587	7	55	50.177	7	55	OSTASEVSK	2:18.955	2:18.955	7	+ 0.000
10	67	37.291	6	67	52.316	7	67	51.228	10	67	BAZATA	2:20.835	2:21.294	10	+ 0.459
11	2	38.050	7	2	52.768	5	2	51.607	7	2	BARES	2:22.425	2:22.546	7	+ 0.121
12	22	38.365	12	1	53.025	5	57	52.173	6	1	FIRLA	2:23.691	2:23.874	5	+ 0.183
13	1	38.440	8	57	53.610	5	1	52.226	8	22	ZELINSKY	2:24.522	2:24.942	11	+ 0.420
14	47	38.510	12	22	53.653	11	22	52.504	11	57	PEKAR	2:24.681	2:25.677	6	+ 0.996
15	66	38.667	12	47	53.989	7	47	52.800	8	47	MILDE	2:25.299	2:25.547	12	+ 0.248
16	57	38.898	7	66	54.335	12	66	53.155	11	66	RIBKO	2:26.157	2:26.453	12	+ 0.296

'Perfect Lap' - 2:08.551



Weather/Track: Cloud 15° /Dry 22°



Circuit Length - 5.403 kilometres
Brno

Pohar cestovnich vozu QUALIFYING 1 - Amended

POS	NO	CL	DRIVER	NAT	CAR	TIME	LAPS	GAP	KPH
1	5	D	Milan BEZAK	SUI	Porsche 911 GT3 Cup	2:07.236	5		152.87
2	13	C	Dan SUCHY	CZE	BMW M3 GTR	2:09.257	6	2.021	150.48
3	28	C	Petr KACIREK	CZE	BMW M3 GTR	2:10.118	12	2.882	149.48
4	10	D	Petr VACIK	CZE	Ferrari F360	2:10.249	4	3.013	149.33
5	37	C	Marcel KUSIN	CZE	BMW M3 GTR	2:10.603	7	3.367	148.93
6	155	C	Michael SCHULZE	GER	Nissan 350Z	2:14.478	11	7.242	144.63
7	36	C	Matej KOTRBA	CZE	BMW M3 GTR	2:14.544	9	7.308	144.56
8	12	C	Petr VALEK	CZE	BMW M3	2:16.212	8	8.976	142.79
9	60	A	Robert PLATENIK	CZE	Skoda Fabia	2:16.494	7	9.258	142.50
10	55	A	Vladimir OSTASEVSKI	CZE	Renault Clio	2:19.514	5	12.278	139.41
11	8	A	Simon KUBISTA	CZE	Alfa Romeo 156 S2000	2:19.566	9	12.330	139.36
12	67	A	BAZATA	CZE	Skoda Octavia	2:20.315	12	13.079	138.62
13	121	B	Patrik NEMEC	SVK	BMW 1-130i Challenge	2:21.544	8	14.308	137.41
14	1	B	Lumir FIRLA	CZE	BMW 1-130i Challenge	2:21.672	6	14.436	137.29
15	70	B	Daniel SKALICKY	CZE	BMW 1-130i Challenge	2:21.706	10	14.470	137.26
16	22	B	Daniel ZELINSKY	CZE	BMW 1-130i Challenge	2:21.964	12	14.728	137.01
17	2	A	Radek BARES	CZE	Alfa Romeo 147 GTA	2:22.217	10	14.981	136.76
18	47	B	Daniel MILDE	GER	BMW 1-130i Challenge	2:22.506	10	15.270	136.49
19	57	A	Josef PEKAR	CZE	Peugeot 306 Maxi	2:22.754	9	15.518	136.25
20	66	B	Artur RIBKO	LVA	BMW 1-130i Challenge	2:25.426	12	18.190	133.75
21	44	B	Michael JOHN	CZE	BMW 1-130i Challenge	2:28.370	5	21.134	131.09
22	48	B	Jaroslav JANCIK JNR	CZE	BMW 1-130i Challenge	2:28.853	10	21.617	130.67
23	3	B	Jan KUPCIK	CZE	BMW 1-130i Challenge	2:29.246	11	22.010	130.32

Change of driver, Car 60.
Weather/Track: Cloud 13°/Dry 21°

Brno
Circuit Length = 5.4030 km.
Start: 15:00 End: 15:30

Race Director:	Steward:	Timekeeper:
----------------	----------	-------------

Pohar cestovnich vozu

Qualifying 1 - Sector Analysis Report

Lap S1 Time S1 Spd S2 Time S2 Spd S3 Time S3 Spd Lap Time Pit Lap S1 Time S1 Spd S2 Time S2 Spd S3 Time S3 Spd Lap Time Pit

1 FIRLA				CZE			BMW 1-130i Challenge				B				
1	12:05.572	96.6	1:07.189	117.9	1:02.313	162.6	14:15.074	5	37.907	123.7	52.269	177.9	51.496	167.9	2:21.672
2	39.491	113.2	53.086	178.2	52.185	166.4	2:24.762	6	42.440	108.5	1:00.029	147.9	1:05.035		2:47.504 Pit
3	38.347	121.2	52.574	177.0	51.889	167.9	2:22.810								
4	37.981	121.7	52.319	178.8	52.232	163.1	2:22.532								

2 BARES				CZE			Alfa Romeo 147 GTA				A				
1	13:30.274	106.6	1:00.914	161.6	54.809	160.7	15:25.997	7	3:09.100	120.4	53.511	175.6	51.835	163.3	4:54.446
2	40.903	115.8	53.747	175.0	53.632	164.3	2:28.282	8	1:15.425	72.1	56.133	173.0	52.551	163.8	3:04.109
3	38.495	117.0	52.359	175.6	51.817	164.3	2:22.671	9	38.147	124.4	52.232	178.2	52.201	164.1	2:22.580
4	38.402	117.9	52.678	175.6	52.291	163.8	2:23.371	10	38.520	118.8	52.392	175.8	51.305	165.3	2:22.217
5	38.285	121.4	52.357	176.4	52.186	164.1	2:22.828								
6	37.932	118.8	52.174	176.4	1:02.158		2:32.264 Pit								

3 KUPCIK				CZE			BMW 1-130i Challenge				B				
1	13:27.644	100.9	1:07.832	125.2	1:02.778	119.4	15:38.254	7	39.449	119.3	55.531	173.6	54.296	160.7	2:29.276
2	48.891	111.8	1:15.982	99.9	1:01.277	158.8	3:06.150	8	39.236	120.5	55.338	173.6	54.672	161.6	2:29.246
3	41.088	114.1	59.348	132.3	1:00.668	158.3	2:41.104	9	39.313	108.1	56.928	176.4	54.613	162.1	2:30.854
4	40.290	117.0	57.178	171.9	59.241	157.2	2:36.709	10	39.266	114.1	56.135	173.3	55.432	160.7	2:30.833
5	40.560	119.2	56.415	172.8	55.485	159.7	2:32.460	11	39.588	115.5	55.783	172.5	1:01.518	158.8	2:36.889
6	39.654	121.0	55.697	172.5	54.980	161.9	2:30.331								

5 BEZAK				SUI			Porsche 911 GT3 Cup				D				
1	11:08.657	112.1	1:13.605	88.6	58.409	202.2	13:20.671	4	33.415	129.9	49.602	211.7	56.691		2:19.708 Pit
2	33.605	132.1	48.129	217.3	46.421	204.1	2:08.155	5	1:36.017	124.1	57.767	82.3	1:42.102		4:15.886 Pit
3	33.409	135.0	47.930	216.8	45.897	206.1	2:07.236								

8 KUBISTA				CZE			Alfa Romeo 156 S2000				A				
1	16:29.297	102.3	59.302	185.8	55.665	174.1	18:24.264	6	37.374	123.8	51.832	190.8	51.228	175.3	2:20.434
2	38.653	118.1	53.920	190.8	51.849	175.6	2:24.422	7	37.311	118.4	1:02.947	127.9	56.748	177.0	2:37.006
3	37.768	124.1	52.502	188.8	51.169	176.1	2:21.439	8	39.080	106.5	55.061	151.2	57.317	175.8	2:31.458
4	44.363	107.4	1:12.693	115.3	1:24.152		3:21.208 Pit	9	37.085	121.0	52.270	188.8	50.211	177.9	2:19.566
5	2:21.894	120.4	53.693	186.2	51.918	174.7	4:07.505								

10 VACIK				CZE			Ferrari F360				D				
1	33:17.917	119.2	57.229	200.7	49.474	191.1	35:04.620	4	34.180	135.8	49.474	206.5	47.112	193.2	2:10.766
2	34.927	132.3	50.005	206.1	47.479	190.8	2:12.411								
3	33.957	128.1	49.169	207.2	47.123	193.5	2:10.249								

12 VALEK				CZE			BMW M3				C				
1	11:11.994	105.9	1:12.713	99.6	1:03.556	173.0	13:28.263	6	36.212	127.9	50.426	193.2	49.574	174.7	2:16.212
2	37.460	115.6	51.805	191.1	49.867	177.9	2:19.132	7	36.279	127.8	50.632	193.2	49.611	180.9	2:16.522
3	36.549	123.0	50.519	191.4	49.886	179.1	2:16.954	8	38.036	118.8	57.207	160.4	1:05.049		2:40.292 Pit
4	36.876	119.2	56.396	179.4	1:04.308		2:37.580 Pit								
5	3:21.962	115.5	1:00.366	136.3	52.279	180.3	5:14.607								



Weather/Track: Cloud 13° / Dry 21°



Circuit Length - 5.403 kilometres
Brno

Pohar cestovnich vozu

Qualifying 1 - Sector Analysis Report

Lap S1 Time S1 Spd S2 Time S2 Spd S3 Time S3 Spd Lap Time Pit Lap S1 Time S1 Spd S2 Time S2 Spd S3 Time S3 Spd Lap Time Pit

13 SUCHY CZE BMW M3 GTR C														
1	12:01.697	114.2	51.688	200.3	48.266 190.8	13:41.651	5	4:03.300	116.1	51.776	203.0	48.325	196.0	5:43.401
2	36.596	116.0	51.230	202.2	47.492	194.2	2:15.318	6	41.978	86.5	1:13.561	107.2	1:28.773	3:24.312 Pit
3	34.154	136.5	48.273	204.9	46.830	196.0	2:09.257							
4	41.663	90.1	1:17.065	90.4	1:30.099		3:28.827 Pit							

22 ZELINSKY CZE BMW 1-130i Challenge B															
1	11:14.192	94.3	1:13.048	99.1	1:04.931	161.1	13:32.171	8	37.756	118.6	52.671	176.4	51.699	169.2	2:22.126
2	42.709	75.0	1:07.975	162.8	54.015	168.7	2:44.699	9	37.900	119.0	54.138	174.7	1:00.423		2:32.461 Pit
3	39.638	119.8	57.754	113.5	58.091	169.8	2:35.483	10	2:01.049	114.0	55.108	173.6	52.421	170.3	3:48.578
4	38.512	118.2	53.518	177.9	52.463	168.7	2:24.493	11	38.454	115.8	59.371	168.2	53.814	170.8	2:31.639
5	38.264	115.5	52.981	177.9	56.112	168.7	2:27.357	12	37.625	121.0	52.598	177.3	51.741	169.5	2:21.964
6	38.489	118.2	53.121	179.7	52.177	169.5	2:23.787								
7	38.116	118.2	52.882	180.6	51.970	169.0	2:22.968								

28 KACIREK CZE BMW M3 GTR C															
1	11:10.637	97.2	1:12.306	106.6	1:03.628	142.1	13:26.571	8	34.722	124.5	48.772	193.2	47.443	182.4	2:10.937
2	42.540	108.7	55.205	178.2	54.237	172.8	2:31.982	9	42.337	109.0	1:02.586	140.8	54.977	182.4	2:39.900
3	37.981	122.3	52.458	189.8	49.027	180.3	2:19.466	10	34.520	130.1	48.607	192.8	49.246	183.9	2:12.373
4	35.530	127.8	49.603	191.1	48.104	184.3	2:13.237	11	34.611	130.9	48.785	194.9	48.025	182.7	2:11.421
5	34.776	124.4	48.870	194.5	47.390	185.2	2:11.036	12	34.710	129.4	48.372	194.5	47.036	183.9	2:10.118
6	35.090	126.9	49.007	191.4	47.479	184.9	2:11.576								
7	34.699	125.5	48.976	193.8	47.212	183.3	2:10.887								

36 KOTRBA CZE BMW M3 GTR C															
1	11:14.921	96.0	1:10.494	104.0	1:00.825	174.7	13:26.240	6	35.737	129.3	50.271	188.1	49.492	178.2	2:15.500
2	1:05.080	79.3	54.143	155.6	52.057	179.7	2:51.280	7	36.109	127.9	50.515	190.4	49.088	180.0	2:15.712
3	36.617	128.5	51.678	186.5	49.930	182.1	2:18.225	8	35.787	129.1	50.334	187.1	48.971	179.1	2:15.092
4	36.668	125.7	51.310	189.4	49.406	180.3	2:17.384	9	35.706	127.2	50.327	188.8	48.511	180.3	2:14.544
5	36.110	129.0	50.497	188.8	49.416	180.9	2:16.023								

37 KUSIN CZE BMW M3 GTR C															
1	11:17.102	113.2	1:06.905	111.4	1:01.518	179.7	13:25.525	5	34.610	132.6	49.041	195.6	47.184	185.2	2:10.835
2	35.154	124.1	49.542	193.5	47.719	184.6	2:12.415	6	34.474	128.5	48.939	193.8	47.190	188.1	2:10.603
3	34.643	123.4	49.207	194.9	47.485	185.2	2:11.335	7	38.316	112.6	56.276	171.1	1:02.507		2:37.099 Pit
4	34.595	128.1	48.732	196.0	47.406	184.6	2:10.733								

44 JOHN CZE BMW 1-130i Challenge B															
1	17:54.057	93.2	1:11.528	153.1	1:15.608		20:21.193 Pit	4	40.043	117.2	55.247	173.0	53.804	162.6	2:29.094
2	11:56.578	113.0	57.413	169.5	56.624	161.1	13:50.615	5	40.443	121.2	54.464	174.4	53.463	160.2	2:28.370
3	39.961	112.8	54.865	172.8	53.943	162.1	2:28.769								

47 MILDE GER BMW 1-130i Challenge B															
1	14:18.419	97.0	58.174	177.9	53.537	168.2	16:10.130	7	38.092	117.0	53.568	159.0	1:01.987		2:33.647 Pit
2	38.699	120.9	53.503	180.6	52.037	168.7	2:24.239	8	2:17.905	117.7	53.497	179.1	52.052	165.6	4:03.454
3	38.713	119.7	53.589	178.8	51.828	169.8	2:24.130	9	38.184	118.1	52.965	178.5	51.977	166.4	2:23.126
4	37.996	117.2	52.829	180.3	51.681	168.7	2:22.506	10	44.016	117.6	56.165	165.3	1:04.907		2:45.088 Pit
5	37.932	122.4	52.786	178.2	51.847	167.1	2:22.565								
6	38.080	119.6	52.732	178.2	52.043	167.7	2:22.855								



Weather/Track: Cloud 13°/Dry 21°

Circuit Length - 5.403 kilometres
Brno

Pohar cestovnich vozu

Qualifying 1 - Sector Analysis Report

Lap	S1 Time	S1 Spd	S2 Time	S2 Spd	S3 Time	S3 Spd	Lap Time	Pit	Lap	S1 Time	S1 Spd	S2 Time	S2 Spd	S3 Time	S3 Spd	Lap Time	Pit
48 JANCIK JNR CZE BMW 1-130i Challenge B																	
1	15:24.690	99.8	1:06.019	116.1	1:00.128	152.1	17:30.837		7	39.810	113.4	55.796	176.1	53.359	164.1	2:28.965	
2	42.549	103.7	58.437	165.8	57.293	160.9	2:38.279		8	39.557	117.1	54.949	177.0	54.859	161.9	2:29.365	
3	40.989	105.7	56.212	174.7	55.440	163.6	2:32.641		9	39.429	118.1	54.809	177.0	54.615	163.6	2:28.853	
4	40.059	114.0	56.800	176.7	56.057	162.1	2:32.916		10	40.078	114.2	56.305	175.6	55.352	161.1	2:31.735	
5	39.773	111.1	55.562	173.6	54.659	163.3	2:29.994										
6	41.036	105.9	56.582	170.3	55.878	162.4	2:33.496										
55 OSTASEVSKI CZE Renault Clio A																	
1	11:37.211	95.0	1:03.644	130.7	1:00.446	150.8	13:41.301		4	37.459	126.9	51.735	186.2	50.320	175.8	2:19.514	
2	42.009	104.9	55.367	183.9	51.737	176.7	2:29.113		5	43.528	95.4	1:03.024	131.2	1:12.521		2:59.073	Pit
3	37.655	124.2	52.261	186.2	50.587	174.1	2:20.503										
57 PEKAR CZE Peugeot 306 Maxi A																	
1	12:10.526	99.7	1:00.008	158.5	54.860	160.4	14:05.394		6	2:51.450	118.4	53.974	177.0	54.367	167.4	4:39.791	
2	40.554	115.6	53.631	175.6	52.439	166.6	2:26.624		7	38.293	121.6	53.680	175.3	52.445	165.3	2:24.418	
3	38.450	118.6	52.577	176.4	52.399	167.4	2:23.426		8	38.482	118.6	59.939	111.3	59.893	123.0	2:38.314	
4	38.469	116.2	52.469	180.0	51.816	166.9	2:22.754		9	50.146	110.6	1:01.250	122.0	1:12.091		3:03.487	Pit
5	37.842	121.8	52.860	174.4	1:04.230		2:34.932	Pit									
60 PFEIFER CZE Skoda Fabia A																	
1	11:19.316	97.4	1:07.810	120.0	1:05.050	137.2	13:32.176		5	36.343	119.0	50.917	192.8	49.234	178.8	2:16.494	
2	41.689	114.2	55.525	184.3	51.529	176.4	2:28.743		6	36.211	126.3	50.625	194.9	1:08.934		2:35.770	Pit
3	37.137	122.4	51.460	193.5	49.940	176.7	2:18.537		7	1:26.169	104.0	59.914	157.8	1:08.753		3:34.836	Pit
4	36.651	118.9	51.109	191.1	49.378	179.4	2:17.138										
66 RIBKO LVA BMW 1-130i Challenge B																	
1	11:23.007	100.9	1:04.980	105.3	1:05.143	156.2	13:33.130		8	38.627	114.8	54.230	173.0	53.489	163.1	2:26.346	
2	42.005	91.0	1:02.447	173.0	54.672	165.8	2:39.124		9	38.696	118.4	53.957	173.9	53.419	164.6	2:26.072	
3	39.555	115.2	54.281	176.1	53.529	165.8	2:27.365		10	38.872	113.8	53.938	175.8	53.022	165.3	2:25.832	
4	38.869	110.7	54.426	174.1	57.863	164.3	2:31.158		11	38.748	114.7	53.588	176.1	53.393	166.4	2:25.729	
5	39.331	111.8	55.358	174.1	54.615	163.8	2:29.304		12	38.475	115.2	54.089	174.4	52.862	165.6	2:25.426	
6	39.329	113.6	54.693	174.1	55.966	159.7	2:29.988										
7	38.552	118.4	54.620	174.1	53.281	165.3	2:26.453										
67 BAZATA CZE Skoda Octavia A																	
1	11:41.173	96.8	1:00.485	126.0	1:01.469	160.0	13:43.127		8	38.033	124.2	51.746	185.2	51.274	172.5	2:21.053	
2	41.497	108.1	55.343	184.3	52.557	173.3	2:29.397		9	37.412	122.7	51.551	186.2	51.352	172.5	2:20.315	
3	38.061	115.5	52.636	187.8	51.564	175.0	2:22.261		10	38.759	121.7	56.202	173.9	1:09.741		2:44.702	Pit
4	37.965	115.1	52.886	185.8	51.808	173.3	2:22.659		11	1:58.781	108.9	55.512	179.7	51.202	174.4	3:45.495	
5	38.150	123.2	52.058	187.1	50.864	175.6	2:21.072		12	37.283	123.0	51.785	188.4	52.286	173.3	2:21.354	
6	37.376	122.7	52.019	187.5	51.590	172.8	2:20.985										
7	38.024	122.1	51.850	183.6	51.256	172.2	2:21.130										



Weather/Track: Cloud 13°/Dry 21°

Circuit Length - 5.403 kilometres
Brno

Pohar cestovnich vozu

Qualifying 1 - Sector Analysis Report

Lap S1 Time S1 Spd S2 Time S2 Spd S3 Time S3 Spd Lap Time Pit Lap S1 Time S1 Spd S2 Time S2 Spd S3 Time S3 Spd Lap Time Pit

70 SKALICKY CZE							BMW 1-130i Challenge B								
1	15:13.179	96.6	1:16.680	111.4	56.982	162.1	17:26.841	7	41.765	102.5	1:00.335	172.2	1:01.464	2:43.564	Pit
2	39.683	111.3	54.784	175.6	53.379	165.3	2:27.846	8	2:23.454	121.2	52.934	177.3	54.147	165.3	4:10.535
3	38.647	117.0	54.651	177.0	53.145	165.6	2:26.443	9	37.827	121.3	53.549	176.7	52.442	166.4	2:23.818
4	37.781	122.7	52.883	175.0	52.087	166.4	2:22.751	10	37.577	120.0	52.463	176.1	51.666	166.4	2:21.706
5	37.839	122.7	52.955	177.3	51.939	167.7	2:22.733								
6	38.127	121.0	52.597	176.4	51.528	166.1	2:22.252								

121 NEMEC SVK							BMW 1-130i Challenge B									
1	14:17.712	106.8	58.358	176.4	53.381	169.2	16:09.451	6	37.742	121.7	53.052	171.9	52.014	169.2	2:22.808	
2	38.177	121.8	53.854	180.3	51.662	170.3	2:23.693	7	37.739	126.0	52.336	177.3	51.469	168.7	2:21.544	
3	38.162	117.2	52.633	178.5	51.552	171.1	2:22.347	8	37.973	125.7	52.403	178.8	59.858		2:30.234	Pit
4	38.123	123.7	52.462	177.6	51.621	169.5	2:22.206									
5	37.434	122.1	53.907	180.0	51.394	170.3	2:22.735									

155 SCHULZE GER							Nissan 350Z C									
1	11:25.199	104.1	1:00.900	112.7	1:00.905	180.0	13:27.004	7	35.753	125.7	55.970	192.8	49.421	184.6	2:21.144	
2	38.155	106.7	53.116	194.2	50.279	183.3	2:21.550	8	35.557	127.6	52.017	192.8	49.192	185.5	2:16.766	
3	36.938	124.2	51.209	196.0	1:00.220		2:28.367	Pit	9	35.502	124.1	50.548	196.3	48.793	188.1	2:14.843
4	2:50.469	118.4	51.224	195.6	49.563	183.3	4:31.256	10	35.118	121.8	50.227	195.6	49.133	183.3	2:14.478	
5	35.904	126.7	50.804	194.2	48.822	187.8	2:15.530	11	35.318	128.1	56.439	166.1	58.592		2:30.349	Pit
6	35.333	122.1	50.359	194.2	50.627	185.8	2:16.319									



Weather/Track: Cloud 13° / Dry 21°



Circuit Length - 5.403 kilometres
Brno

Pohar cestovnich vozu

Qualifying 1 - Best Sector Speeds Report

SECTOR 1				SECTOR 2				SECTOR 3				
POS	NO	NAME	SPEED	LAP	NO	NAME	SPEED	LAP	NO	NAME	SPEED	LAP
1	13	SUCHY	136.5	3	5	BEZAK	217.3	2	5	BEZAK	206.1	3
2	10	VACIK	135.8	4	10	VACIK	207.2	3	13	SUCHY	196.0	3
3	5	BEZAK	135.0	3	13	SUCHY	204.9	3	10	VACIK	193.5	3
4	37	KUSIN	132.6	5	155	SCHULZE	196.3	9	37	KUSIN	188.1	6
5	28	KACIREK	130.9	11	37	KUSIN	196.0	4	155	SCHULZE	188.1	9
6	36	KOTRBA	129.3	6	28	KACIREK	194.9	11	28	KACIREK	185.2	5
7	155	SCHULZE	128.1	11	60	PFEIFER	194.9	6	36	KOTRBA	182.1	3
8	12	VALEK	127.9	6	12	VALEK	193.2	6	12	VALEK	180.9	7
9	55	OSTASEVSKI	126.9	4	8	KUBISTA	190.8	2	60	PFEIFER	179.4	4
10	60	PFEIFER	126.3	6	36	KOTRBA	190.4	7	8	KUBISTA	177.9	9
11	121	NEMEC	126.0	7	67	BAZATA	188.4	12	55	OSTASEVSKI	176.7	2
12	2	BARES	124.4	9	55	OSTASEVSKI	186.2	3	67	BAZATA	175.6	5
13	67	BAZATA	124.2	8	22	ZELINSKY	180.6	7	121	NEMEC	171.1	3
14	8	KUBISTA	124.1	3	47	MILDE	180.6	2	22	ZELINSKY	170.8	11
15	1	FIRLA	123.7	5	121	NEMEC	180.3	2	47	MILDE	169.8	3
16	70	SKALICKY	122.7	4	57	PEKAR	180.0	4	1	FIRLA	167.9	3
17	47	MILDE	122.4	5	1	FIRLA	178.8	4	70	SKALICKY	167.7	5
18	57	PEKAR	121.8	5	2	BARES	178.2	9	57	PEKAR	167.4	3
19	44	JOHN	121.2	5	70	SKALICKY	177.3	5	66	RIBKO	166.4	11
20	3	KUPCIK	121.0	6	48	JANCIK JNR	177.0	8	2	BARES	165.3	10
21	22	ZELINSKY	121.0	12	3	KUPCIK	176.4	9	48	JANCIK JNR	164.1	7
22	66	RIBKO	118.4	7	66	RIBKO	176.1	3	44	JOHN	162.6	4
23	48	JANCIK JNR	118.1	9	44	JOHN	174.4	5	3	KUPCIK	162.1	9



Weather/Track: Cloud 13° /Dry 21°



Circuit Length - 5.403 kilometres
Brno

Pohar cestovnich vozu

Qualifying 1 - Best Sector Times Report

POS	SECTOR 1			SECTOR 2			SECTOR 3			NO	NAME	IDEAL/BEST LAP COMPARISON			DIFF
	NO	TIME	LAP	NO	TIME	LAP	NO	TIME	LAP			IDEAL	BEST	LAP	
1	5	33.409	3	5	47.930	3	5	45.897	3	5	BEZAK	2:07.236	2:07.236	3	+ 0.000
2	10	33.957	3	13	48.273	3	13	46.830	3	13	SUCHY	2:09.257	2:09.257	3	+ 0.000
3	13	34.154	3	28	48.372	12	28	47.036	12	28	KACIREK	2:09.928	2:10.118	12	+ 0.190
4	37	34.474	6	37	48.732	4	10	47.112	4	10	VACIK	2:10.238	2:10.249	3	+ 0.011
5	28	34.520	10	10	49.169	3	37	47.184	5	37	KUSIN	2:10.390	2:10.603	6	+ 0.213
6	155	35.118	10	155	50.227	10	36	48.511	9	155	SCHULZE	2:14.138	2:14.478	10	+ 0.340
7	36	35.706	9	36	50.271	6	155	48.793	9	36	KOTRBA	2:14.488	2:14.544	9	+ 0.056
8	60	36.211	6	12	50.426	6	60	49.234	5	60	PFEIFER	2:16.070	2:16.494	5	+ 0.424
9	12	36.212	6	60	50.625	6	12	49.574	6	12	VALEK	2:16.212	2:16.212	6	+ 0.000
10	8	37.085	9	67	51.551	9	8	50.211	9	8	KUBISTA	2:19.128	2:19.566	9	+ 0.438
11	67	37.283	12	55	51.735	4	55	50.320	4	55	OSTASEVSK	2:19.514	2:19.514	4	+ 0.000
12	121	37.434	5	8	51.832	6	67	50.864	5	67	BAZATA	2:19.698	2:20.315	9	+ 0.617
13	55	37.459	4	2	52.174	6	2	51.305	10	121	NEMEC	2:21.164	2:21.544	7	+ 0.380
14	70	37.577	10	1	52.269	5	121	51.394	5	2	BARES	2:21.411	2:22.217	10	+ 0.806
15	22	37.625	12	121	52.336	7	1	51.496	5	70	SKALICKY	2:21.568	2:21.706	10	+ 0.138
16	57	37.842	5	70	52.463	10	70	51.528	6	1	FIRLA	2:21.672	2:21.672	5	+ 0.000
17	1	37.907	5	57	52.469	4	47	51.681	4	22	ZELINSKY	2:21.922	2:21.964	12	+ 0.042
18	2	37.932	6	22	52.598	12	22	51.699	8	57	PEKAR	2:22.127	2:22.754	4	+ 0.627
19	47	37.932	5	47	52.732	6	57	51.816	4	47	MILDE	2:22.345	2:22.506	4	+ 0.161
20	66	38.475	12	66	53.588	11	66	52.862	12	66	RIBKO	2:24.925	2:25.426	12	+ 0.501
21	3	39.236	8	44	54.464	5	48	53.359	7	48	JANCIK JNR	2:27.597	2:28.853	9	+ 1.256
22	48	39.429	9	48	54.809	9	44	53.463	5	44	JOHN	2:27.888	2:28.370	5	+ 0.482
23	44	39.961	3	3	55.338	8	3	54.296	7	3	KUPCIK	2:28.870	2:29.246	8	+ 0.376

'Perfect Lap' - 2:07.236




Weather/Track: Cloud 13° / Dry 21°



Circuit Length - 5.403 kilometres
Brno

Pohar cestovnich vozu
GRID FOR RACE 1 - Amended

ROW 12	3	KUPCIK	
ROW 11	44	JOHN	48 JANCIK JNR
ROW 10	57	PEKAR	66 RIBKO
ROW 9	2	BARES	47 MILDE
ROW 8	70	SKALICKY	22 ZELINSKY
ROW 7	121	NEMEC	1 FIRLA
ROW 6	8	KUBISTA	67 BAZATA
ROW 5	60	PLATENIK	55 OSTASEVSKI
ROW 4	36	KOTRBA	12 VALEK
ROW 3	37	KUSIN	155 SCHULZE
ROW 2	28	KACIREK	10 VACIK
ROW 1	5	BEZAK	13 SUCHY
POLE			
			

Change of driver, Car 60.
Weather/Track: Cloud 13°/Dry 21°

Brno
Circuit Length = 5.4030 km.
Start: 15:00 End: 15:30

Race Director:	Steward:	Timekeeper:
----------------	----------	-------------

Pohar cestovnich vozu QUALIFYING 2

POS	NO	CL	DRIVER	NAT	CAR	TIME	LAPS	GAP	KPH
1	5	D	Milan BEZAK	SUI	Porsche 911 GT3 Cup	2:06.560	10		153.68
2	13	C	Dan SUCHY	CZE	BMW M3 GTR	2:07.959	7	1.399	152.00
3	10	D	Petr VACIK	CZE	Ferrari F360	2:09.067	6	2.507	150.70
4	37	C	Marcel KUSIN	CZE	BMW M3 GTR	2:09.640	9	3.080	150.03
5	28	C	Petr KACIREK	CZE	BMW M3 GTR	2:11.253	5	4.693	148.19
6	36	C	Matej KOTRBA	CZE	BMW M3 GTR	2:13.037	9	6.477	146.20
7	155	C	Michael SCHULZE	GER	Nissan 350Z	2:13.722	9	7.162	145.45
8	40	D	Petr FULIN	CZE	BMW M3 E92	2:14.306	6	7.746	144.82
9	60	A	Bohumil PFEIFER	CZE	Skoda Fabia	2:14.617	6	8.057	144.49
10	12	C	Petr VALEK	CZE	BMW M3	2:17.839	6	11.279	141.11
11	67	A	BAZATA	CZE	Skoda Octavia	2:18.172	12	11.612	140.77
12	57	A	Josef PEKAR	CZE	Peugeot 306 Maxi	2:18.847	10	12.287	140.08
13	8	A	Simon KUBISTA	CZE	Alfa Romeo 156 S2000	2:19.509	11	12.949	139.42
14	55	A	Vladimir OSTASEVSKI	CZE	Renault Clio	2:19.525	12	12.965	139.40
15	1	B	Lumir FIRLA	CZE	BMW 1-130i Challenge	2:20.298	5	13.738	138.63
16	121	B	Patrik NEMEC	SVK	BMW 1-130i Challenge	2:20.757	8	14.197	138.18
17	2	A	Radek BARES	CZE	Alfa Romeo 147 GTA	2:20.781	9	14.221	138.16
18	70	B	Daniel SKALICKY	CZE	BMW 1-130i Challenge	2:21.081	9	14.521	137.87
19	47	B	Daniel MILDE	GER	BMW 1-130i Challenge	2:21.562	9	15.002	137.40
20	66	B	Artur RIBKO	LVA	BMW 1-130i Challenge	2:22.823	12	16.263	136.18
21	22	B	Daniel ZELINSKY	CZE	BMW 1-130i Challenge	2:23.030	11	16.470	135.99
22	3	B	Jan KUPCIK	CZE	BMW 1-130i Challenge	2:24.743	11	18.183	134.38
23	48	B	Jaroslav JANCIK JNR	CZE	BMW 1-130i Challenge	2:24.814	11	18.254	134.31
24	44	B	Michael JOHN	CZE	BMW 1-130i Challenge	2:25.259	7	18.699	133.90

Weather/Track: Sun 14°/Dry 27°

Brno
Circuit Length = 5.4030 km.
Start: 09:45 End: 10:15

Race Director:	Steward:	Timekeeper:
----------------	----------	-------------

Pohar cestovnich vozu

Qualifying 2 - Sector Analysis Report

Lap	S1 Time	S1 Spd	S2 Time	S2 Spd	S3 Time	S3 Spd	Lap Time	Pit	Lap	S1 Time	S1 Spd	S2 Time	S2 Spd	S3 Time	S3 Spd	Lap Time	Pit
1 FIRLA CZE BMW 1-130i Challenge B																	
1	13:25.987	94.8	1:03.276	126.6	1:00.422	166.9	15:29.685		4	37.461	123.9	52.243	178.5	50.746	171.7	2:20.450	
2	38.292	120.0	52.490	179.1	51.081	171.7	2:21.863		5	41.397	111.8	58.614	152.3	1:04.721		2:44.732	Pit
3	37.515	121.8	51.944	178.8	50.839	171.7	2:20.298										
2 BARES CZE Alfa Romeo 147 GTA A																	
1	13:41.839	96.6	58.543	172.2	56.612	161.6	15:36.994		6	37.911	119.2	52.354	174.7	50.735	166.9	2:21.000	
2	45.006		59.262	173.9	51.834	167.4	2:36.102		7	40.769	106.5	56.846	156.7	59.357	167.1	2:36.972	
3	38.662	115.5	52.384	176.4	51.503	168.4	2:22.549		8	37.605	116.6	52.681	175.3	50.495	167.7	2:20.781	
4	37.839	122.4	53.179	177.0	51.124	168.2	2:22.142		9	37.575	118.2	56.354	120.0	59.067		2:32.996	Pit
5	38.219	117.0	52.447	175.3	50.914	167.1	2:21.580										
3 KUPCIK CZE BMW 1-130i Challenge B																	
1	13:31.901	97.7	1:20.789	121.0	1:05.901	111.8	15:58.591		7	40.167	121.3	54.502	174.4	53.271	164.8	2:27.940	
2	52.593	101.3	1:08.169	118.5	1:06.911	157.8	3:07.673		8	38.252	115.6	54.005	173.6	52.486	165.8	2:24.743	
3	42.700	115.3	56.732	171.7	55.040	163.3	2:34.472		9	42.192	115.0	54.360	175.6	53.384	163.3	2:29.936	
4	39.341	114.7	56.125	173.6	55.101	160.9	2:30.567		10	39.233	118.5	54.698	175.0	56.039	147.3	2:29.970	
5	41.362	98.1	57.295	172.8	54.837	164.3	2:33.494		11	38.881	121.7	54.122	174.4	55.240	151.8	2:28.243	
6	39.456	112.9	54.921	174.4	54.949	129.3	2:29.326										
5 BEZAK SUI Porsche 911 GT3 Cup D																	
1	11:01.986	110.0	1:06.496	98.3	53.714	203.7	13:02.196		7	33.593	132.3	48.282	218.1	46.438	206.1	2:08.313	
2	34.856	126.7	49.207	215.5	46.204	205.7	2:10.267		8	33.424	132.8	47.857	217.3	45.871	206.1	2:07.152	
3	33.015	132.0	47.992	217.3	45.553	208.0	2:06.560		9	33.130	132.1	48.217	218.6	46.553	205.7	2:07.900	
4	33.886	124.8	48.850	215.1	55.189		2:17.925 Pit		10	35.242	130.4	49.244	215.1	53.589		2:18.075	Pit
5	3:04.424	104.2	1:11.998	96.7	59.269	201.1	5:15.691										
6	34.646	129.6	49.547	213.0	46.147	203.7	2:10.340										
8 KUBISTA CZE Alfa Romeo 156 S2000 A																	
1	15:00.377	83.9	1:09.299	141.1	56.594	175.0	17:06.270		7	37.425	122.0	51.924	188.4	50.455	179.7	2:19.804	
2	38.190	117.9	54.070	188.1	51.133	177.9	2:23.393		8	36.556	120.5	52.053	188.8	51.830	173.9	2:20.439	
3	37.858	121.7	52.210	189.4	50.467	179.4	2:20.535		9	37.177	120.1	52.792	188.8	50.353	178.5	2:20.322	
4	37.292	119.2	51.939	189.1	51.404	175.3	2:20.635		10	37.307	121.6	52.309	188.1	50.655	178.5	2:20.271	
5	36.963	121.7	52.549	187.8	50.936	178.5	2:20.448		11	48.953	85.3	1:16.168	88.5	1:21.864	92.4	3:26.985	
6	36.946	121.7	51.998	188.8	50.565	179.4	2:19.509										
10 VACIK CZE Ferrari F360 D																	
1	15:10.638	85.9	1:09.821	125.5	56.167	188.1	17:16.626		5	33.796	133.0	49.467	205.7	46.781	197.8	2:10.044	
2	35.903	114.8	50.221	207.6	47.702	191.1	2:13.826		6	33.941	130.1	49.036	207.2	46.745	196.0	2:09.722	
3	34.483	132.3	49.620	206.1	46.597	199.2	2:10.700										
4	33.656	138.4	48.738	206.1	46.673	198.1	2:09.067										
12 VALEK CZE BMW M3 C																	
1	11:07.949	97.5	1:01.945	96.4	56.352	182.7	13:06.246		5	2:15.619	109.2	56.646	138.6	51.676	183.0	4:03.941	
2	38.226	123.2	53.060	191.1	50.167	182.7	2:21.453		6	37.610	81.5	1:03.817	152.7	1:07.855		2:49.282	Pit
3	36.637	126.7	51.604	191.1	49.598	179.7	2:17.839										
4	36.832	122.7	52.329	186.5	1:01.794		2:30.955 Pit										



Weather/Track: Sun 14° /Dry 27°



Circuit Length - 5.403 kilometres
Brno

Pohar cestovnich vozu

Qualifying 2 - Sector Analysis Report

Lap	S1 Time	S1 Spd	S2 Time	S2 Spd	S3 Time	S3 Spd	Lap Time	Pit	Lap	S1 Time	S1 Spd	S2 Time	S2 Spd	S3 Time	S3 Spd	Lap Time	Pit
13 SUCHY CZE BMW M3 GTR C																	
1	11:29.601	110.3	59.803	143.8	55.340	179.7	13:24.744		5	5:15.607	111.6	55.210	189.8	50.976	187.5	7:01.793	
2	41.037	118.8	50.934	202.6	46.999	200.0	2:18.970		6	36.958	127.8	49.370	201.4	47.343	197.8	2:13.671	
3	33.947	127.3	48.035	207.6	45.977	200.3	2:07.959		7	43.916	92.6	1:19.928	173.3	1:03.266		3:07.110	Pit
4	42.901	87.5	1:16.155	107.8	1:23.868		3:22.924	Pit									
22 ZELINSKY CZE BMW 1-130i Challenge B																	
1	11:07.033	101.1	1:06.926	120.2	57.779	162.8	13:11.738		7	39.218	108.9	53.587	175.8	52.254	169.2	2:25.059	
2	40.788	110.9	56.749	169.8	53.501	168.7	2:31.038		8	38.180	117.9	53.250	175.8	51.843	170.0	2:23.273	
3	39.403	115.3	54.559	175.3	58.809		2:32.771	Pit	9	38.342	113.9	53.823	175.8	58.904		2:31.069	Pit
4	1:37.819	113.8	57.962	170.8	57.607	169.2	3:33.388		10	2:06.851	117.1	53.108	176.4	51.899	169.0	3:51.858	
5	39.159	116.7	53.875	174.1	56.557	170.3	2:29.591		11	37.989	118.4	53.331	175.0	51.710	170.0	2:23.030	
6	40.007	84.0	1:06.728	176.1	52.759	169.8	2:39.494										
28 KACIREK CZE BMW M3 GTR C																	
1	11:04.222	102.7	1:05.105	90.3	54.869	178.5	13:04.196		4	34.935	126.1	49.159	190.8	47.159	185.5	2:11.253	
2	35.770	127.2	50.529	188.1	48.056	183.6	2:14.355		5	34.643	125.7	48.894	190.4	59.117		2:22.654	Pit
3	35.167	124.2	49.667	189.1	47.157	183.9	2:11.991										
36 KOTRBA CZE BMW M3 GTR C																	
1	10:57.770	93.6	1:08.360	105.2	59.745	177.6	13:05.875		6	35.357	128.5	49.628	192.8	48.152	183.6	2:13.137	
2	38.006	125.4	52.932	186.2	49.997	181.5	2:20.935		7	36.249	122.4	51.109	189.8	48.799	181.8	2:16.157	
3	36.141	126.9	50.110	189.8	48.621	182.1	2:14.872		8	35.380	127.8	49.683	192.1	48.353	184.6	2:13.416	
4	35.572	126.1	49.794	189.4	48.142	183.3	2:13.508		9	36.100	127.5	49.944	188.4	1:00.257		2:26.301	Pit
5	35.232	130.2	49.456	190.8	48.349	182.4	2:13.037										
37 KUSIN CZE BMW M3 GTR C																	
1	10:48.077	117.3	51.154	191.1	47.917	187.5	12:27.148		6	34.547	136.3	49.198	194.9	46.946	187.5	2:10.691	
2	34.812	127.8	49.266	189.4	47.417	186.5	2:11.495		7	34.117	127.3	48.792	194.9	46.731	188.4	2:09.640	
3	34.450	128.8	49.831	191.4	54.532		2:18.813	Pit	8	34.359	129.0	48.666	194.2	47.210	189.1	2:10.235	
4	3:25.722	120.8	51.164	189.1	49.330	185.2	5:06.216		9	38.751	115.5	56.596	175.8	1:00.895		2:36.242	Pit
5	35.900	128.5	49.332	193.8	47.753	185.5	2:12.985										
40 FULIN CZE BMW M3 E92 D																	
1	23:56.375	111.4	53.553	193.8	49.687	190.8	25:39.615		5	35.519	116.5	54.514	192.1	1:01.299		2:31.332	Pit
2	35.205	112.9	50.866	199.6	48.446	190.1	2:14.517		6	3:27.738	116.5	51.510	199.6	49.118	189.4	5:08.366	
3	35.275	114.1	50.616	199.6	48.415	188.8	2:14.306										
4	35.167	117.9	50.946	198.5	49.556	184.9	2:15.669										
44 JOHN CZE BMW 1-130i Challenge B																	
1	13:32.866	94.5	1:05.361	157.6	57.905	160.2	15:36.132		5	38.889	118.6	54.121	172.5	53.188	166.1	2:26.198	
2	39.711	117.0	55.950	172.2	53.789	164.1	2:29.450		6	38.728	119.0	53.885	173.0	52.646	166.4	2:25.259	
3	38.899	118.1	54.102	174.4	53.080	165.1	2:26.081		7	45.990	104.1	1:07.872	99.8	1:15.225		3:09.087	Pit
4	39.864	120.2	54.527	172.5	53.502	166.4	2:27.893										



Weather/Track: Sun 14° / Dry 27°



Circuit Length - 5.403 kilometres
Brno

Pohar cestovnich vozu

Qualifying 2 - Sector Analysis Report

Lap	S1 Time	S1 Spd	S2 Time	S2 Spd	S3 Time	S3 Spd	Lap Time	Pit	Lap	S1 Time	S1 Spd	S2 Time	S2 Spd	S3 Time	S3 Spd	Lap Time	Pit
47 MILDE GER BMW 1-130i Challenge B																	
1	15:01.616	79.7	1:10.209	145.7	55.418	171.4	17:07.243		6	2:26.229	120.5	53.679	172.5	51.979	170.6	4:11.887	
2	38.277	112.3	54.251	177.9	51.892	170.8	2:24.420		7	37.753	118.5	53.126	177.9	52.384	167.7	2:23.263	
3	37.667	122.3	52.615	179.1	51.280	170.6	2:21.562		8	38.726	111.4	1:02.174	172.5	51.445	169.5	2:32.345	
4	37.900	120.8	52.357	179.7	52.237	170.8	2:22.494		9	37.680	120.9	52.944	178.2	59.767		2:30.391	Pit
5	38.139	117.7	52.956	178.8	59.605		2:30.700	Pit									
48 JANCIK JNR CZE BMW 1-130i Challenge B																	
1	13:34.753	103.6	1:06.299	141.5	58.123	166.9	15:39.175		7	38.944	117.0	53.905	177.6	53.085	164.3	2:25.934	
2	39.599	119.3	55.412	177.6	53.609	167.4	2:28.620		8	38.752	121.2	53.995	178.2	52.646	169.2	2:25.393	
3	38.735	115.8	54.304	179.1	53.522	167.4	2:26.561		9	39.003	117.6	54.199	177.6	52.884	169.2	2:26.086	
4	39.663	120.9	54.388	178.5	52.728	170.8	2:26.779		10	38.597	121.3	53.896	176.7	52.539	169.5	2:25.032	
5	38.650	120.8	53.911	177.6	52.726	169.0	2:25.287		11	38.611	118.0	53.979	176.7	52.224	170.6	2:24.814	
6	38.564	116.8	53.854	178.8	52.697	170.0	2:25.115										
55 OSTASEVSKI CZE Renault Clio A																	
1	11:24.640	75.8	1:17.380	98.8	1:07.796	149.7	13:49.816		8	42.498	104.4	1:00.587	164.3	53.145	176.4	2:36.230	
2	41.364	115.8	56.004	181.8	54.208	175.8	2:31.576		9	37.718	120.8	52.114	186.2	50.518	176.1	2:20.350	
3	38.310	124.1	53.288	187.5	51.043	177.3	2:22.641		10	37.468	124.8	52.107	185.2	50.308	175.0	2:19.883	
4	37.498	125.7	52.366	187.5	51.103	173.9	2:20.967		11	37.294	121.4	52.137	185.2	50.456	174.7	2:19.887	
5	37.701	123.4	52.480	187.1	50.909	176.1	2:21.090		12	37.295	125.2	51.875	188.1	50.355	177.6	2:19.525	
6	37.222	125.7	52.279	187.5	50.659	176.1	2:20.160										
7	37.293	120.8	52.191	185.8	50.505	176.4	2:19.989										
57 PEKAR CZE Peugeot 306 Maxi A																	
1	12:04.435	100.4	59.070	162.4	52.961	169.8	13:56.466		7	44.150	102.1	1:01.969	114.0	1:14.811		3:00.930	Pit
2	38.540	119.3	53.046	179.4	52.222	171.4	2:23.808		8	1:58.686	124.7	52.473	177.0	50.616	174.1	3:41.775	
3	38.223	119.7	52.781	180.0	50.906	173.6	2:21.910		9	37.321	125.8	51.585	178.8	49.962	171.7	2:18.868	
4	37.686	117.7	52.357	181.8	1:07.685		2:37.728	Pit	10	37.343	126.0	51.680	178.8	49.824	173.6	2:18.847	
5	4:02.490	115.2	56.340	175.3	51.048	173.3	5:49.878										
6	37.559	120.9	51.502	179.4	49.956	173.0	2:19.017										
60 PFEIFER CZE Skoda Fabia A																	
1	11:32.662	93.5	1:07.590	153.6	57.479	167.1	13:37.731		5	35.736	125.8	50.318	189.8	48.563	181.2	2:14.617	
2	40.775	107.1	55.171	185.8	49.876	180.3	2:25.822		6	39.840	107.6	59.150	131.5	1:03.798		2:42.788	Pit
3	36.695	123.5	50.925	189.4	48.131	181.8	2:15.751										
4	35.893	121.0	50.936	190.1	48.567	181.5	2:15.396										
66 RIBKO LVA BMW 1-130i Challenge B																	
1	11:41.013	91.4	1:10.194	91.4	1:13.174	101.8	14:04.381		8	38.089	120.1	53.561	174.7	52.337	167.7	2:23.987	
2	44.729	109.0	55.120	170.3	53.935	167.1	2:33.784		9	38.761	114.8	53.795	172.8	52.646	165.3	2:25.202	
3	37.939	117.1	53.356	173.9	53.691	167.1	2:24.986		10	38.628	118.1	53.842	175.6	52.260	166.9	2:24.730	
4	38.193	113.9	53.629	170.6	54.256	166.4	2:26.078		11	38.008	118.8	52.859	174.4	51.956	168.2	2:22.823	
5	39.335	89.1	1:14.274	107.0	55.160	165.8	2:48.769		12	38.111	120.0	52.969	174.4	53.107	167.4	2:24.187	
6	41.078	82.2	55.749	172.5	53.217	168.2	2:30.044										
7	38.494	116.8	53.931	173.9	53.655	166.9	2:26.080										



Weather/Track: Sun 14° / Dry 27°



Circuit Length - 5.403 kilometres
Brno

Pohar cestovnich vozu

Qualifying 2 - Sector Analysis Report

Lap S1 Time S1 Spd S2 Time S2 Spd S3 Time S3 Spd Lap Time Pit Lap S1 Time S1 Spd S2 Time S2 Spd S3 Time S3 Spd Lap Time Pit

67 BAZATA CZE Skoda Octavia							A								
1	11:27.230	87.1	1:16.649	92.7	1:03.109	157.6	13:46.988	8	36.821	125.5	51.426	187.1	49.925	177.0	2:18.172
2	41.412	107.7	58.654	180.9	53.336	177.0	2:33.402	9	36.933	126.4	51.373	186.5	50.085	176.4	2:18.391
3	37.696	119.0	52.347	184.9	50.544	175.3	2:20.587	10	37.125	119.3	51.699	184.3	50.272	176.7	2:19.096
4	37.926	116.0	52.595	186.2	51.644	176.7	2:22.165	11	38.366	100.9	54.377	184.3	50.168	176.7	2:22.911
5	38.218	113.2	52.220	184.9	50.542	177.9	2:20.980	12	39.657	114.1	56.051	182.1	52.707	163.3	2:28.415
6	37.707	119.6	52.745	184.6	50.932	173.9	2:21.384								
7	39.153	119.7	51.900	187.1	49.817	179.1	2:20.870								

70 SKALICKY CZE BMW 1-130i Challenge							B								
1	16:36.772	94.9	1:17.657	74.8	1:12.673	163.3	19:07.102	6	43.191	110.8	1:09.677	108.0	1:05.747		2:58.615 Pit
2	39.164	113.3	54.828	174.7	52.423	167.7	2:26.415	7	3:17.831	118.5	52.969	176.1	52.766	168.7	5:03.566
3	37.866	120.0	52.951	176.1	51.709	169.8	2:22.526	8	37.649	120.4	53.594	176.7	53.553	163.6	2:24.796
4	37.740	119.8	52.575	175.6	51.448	169.5	2:21.763	9	37.764	120.6	52.686	175.6	51.743	169.5	2:22.193
5	37.708	121.0	52.432	177.0	50.941	171.4	2:21.081								

121 NEMEC SVK BMW 1-130i Challenge							B								
1	15:01.026		1:09.951	150.8	55.639	170.8	17:06.616	6	3:08.890	111.4	55.333	176.1	52.313	171.4	4:56.536
2	38.297	104.0	54.219	180.0	52.088	170.8	2:24.604	7	37.209	123.0	52.209	178.5	51.339	171.9	2:20.757
3	37.465	124.2	52.245	179.7	51.128	172.8	2:20.838	8	37.260	124.7	52.635	179.4	51.310	170.8	2:21.205
4	37.497	123.2	52.641	178.2	51.003	172.8	2:21.141								
5	37.807	124.7	54.810	163.8	1:12.654		2:45.271 Pit								

155 SCHULZE GER Nissan 350Z							C								
1	11:22.727	94.3	58.112	179.1	52.401	182.7	13:13.240	6	4:02.334	110.3	53.339	173.6	50.731	188.4	5:46.404
2	36.015	118.8	52.840	181.5	50.095	184.9	2:18.950	7	35.289	127.2	50.698	186.8	49.470	186.8	2:15.457
3	35.116	124.5	50.691	195.6	48.179	185.8	2:13.986	8	34.879	124.1	50.524	195.2	48.319	185.8	2:13.722
4	35.574	125.2	50.562	194.9	48.748	183.3	2:14.884	9	1:17.993		1:03.925	136.1	1:06.262		3:28.180 Pit
5	36.057	112.5	53.236	177.3	59.986		2:29.279 Pit								



Weather/Track: Sun 14° / Dry 27°



Circuit Length - 5.403 kilometres
Brno

Pohar cestovnich vozu

Qualifying 2 - Best Sector Speeds Report

SECTOR 1				SECTOR 2				SECTOR 3				
POS	NO	NAME	SPEED	LAP	NO	NAME	SPEED	LAP	NO	NAME	SPEED	LAP
1	10	VACIK	138.4	4	5	BEZAK	218.6	9	5	BEZAK	208.0	3
2	37	KUSIN	136.3	6	10	VACIK	207.6	2	13	SUCHY	200.3	3
3	5	BEZAK	132.8	8	13	SUCHY	207.6	3	10	VACIK	199.2	3
4	36	KOTRBA	130.2	5	40	FULIN	199.6	2	40	FULIN	190.8	1
5	13	SUCHY	127.8	6	155	SCHULZE	195.6	3	37	KUSIN	189.1	8
6	28	KACIREK	127.2	2	37	KUSIN	194.9	6	155	SCHULZE	188.4	6
7	155	SCHULZE	127.2	7	36	KOTRBA	192.8	6	28	KACIREK	185.5	4
8	12	VALEK	126.7	3	12	VALEK	191.1	2	36	KOTRBA	184.6	8
9	67	BAZATA	126.4	9	28	KACIREK	190.8	4	12	VALEK	183.0	5
10	57	PEKAR	126.0	10	60	PFEIFER	190.1	4	60	PFEIFER	181.8	3
11	60	PFEIFER	125.8	5	8	KUBISTA	189.4	3	8	KUBISTA	179.7	7
12	55	OSTASEVSKI	125.7	4	55	OSTASEVSKI	188.1	12	67	BAZATA	179.1	7
13	121	NEMEC	124.7	5	67	BAZATA	187.1	7	55	OSTASEVSKI	177.6	12
14	1	FIRLA	123.9	4	57	PEKAR	181.8	4	57	PEKAR	174.1	8
15	2	BARES	122.4	4	121	NEMEC	180.0	2	121	NEMEC	172.8	3
16	47	MILDE	122.3	3	47	MILDE	179.7	4	1	FIRLA	171.7	2
17	8	KUBISTA	122.0	7	1	FIRLA	179.1	2	47	MILDE	171.4	1
18	3	KUPCIK	121.7	11	48	JANCIK JNR	179.1	3	70	SKALICKY	171.4	5
19	48	JANCIK JNR	121.3	10	2	BARES	177.0	4	48	JANCIK JNR	170.8	4
20	70	SKALICKY	121.0	5	70	SKALICKY	177.0	5	22	ZELINSKY	170.3	5
21	44	JOHN	120.2	4	22	ZELINSKY	176.4	10	2	BARES	168.4	3
22	66	RIBKO	120.1	8	3	KUPCIK	175.6	9	66	RIBKO	168.2	6
23	22	ZELINSKY	118.4	11	66	RIBKO	175.6	10	44	JOHN	166.4	4
24	40	FULIN	117.9	4	44	JOHN	174.4	3	3	KUPCIK	165.8	8



Weather/Track: Sun 14° / Dry 27°



Circuit Length - 5.403 kilometres
Brno

Pohar cestovnich vozu

Qualifying 2 - Best Sector Times Report

POS	SECTOR 1			SECTOR 2			SECTOR 3			NO	NAME	IDEAL/BEST LAP COMPARISON			DIFF
	NO	TIME	LAP	NO	TIME	LAP	NO	TIME	LAP			IDEAL	BEST	LAP	
1	5	33.015	3	5	47.857	8	5	45.553	3	5	BEZAK	2:06.425	2:06.560	3	+ 0.135
2	10	33.656	4	13	48.035	3	13	45.977	3	13	SUCHY	2:07.959	2:07.959	3	+ 0.000
3	13	33.947	3	37	48.666	8	10	46.597	3	10	VACIK	2:08.991	2:09.067	4	+ 0.076
4	37	34.117	7	10	48.738	4	37	46.731	7	37	KUSIN	2:09.514	2:09.640	7	+ 0.126
5	28	34.643	5	28	48.894	5	28	47.157	3	28	KACIREK	2:10.694	2:11.253	4	+ 0.559
6	155	34.879	8	36	49.456	5	60	48.131	3	36	KOTRBA	2:12.830	2:13.037	5	+ 0.207
7	40	35.167	4	60	50.318	5	36	48.142	4	155	SCHULZE	2:13.582	2:13.722	8	+ 0.140
8	36	35.232	5	155	50.524	8	155	48.179	3	60	PFEIFER	2:14.185	2:14.617	5	+ 0.432
9	60	35.736	5	40	50.616	3	40	48.415	3	40	FULIN	2:14.198	2:14.306	3	+ 0.108
10	8	36.556	8	67	51.373	9	12	49.598	3	12	VALEK	2:17.839	2:17.839	3	+ 0.000
11	12	36.637	3	57	51.502	6	67	49.817	7	67	BAZATA	2:18.011	2:18.172	8	+ 0.161
12	67	36.821	8	12	51.604	3	57	49.824	10	57	PEKAR	2:18.647	2:18.847	10	+ 0.200
13	121	37.209	7	55	51.875	12	55	50.308	10	8	KUBISTA	2:18.833	2:19.509	6	+ 0.676
14	55	37.222	6	8	51.924	7	8	50.353	9	55	OSTASEVSK	2:19.405	2:19.525	12	+ 0.120
15	57	37.321	9	1	51.944	3	2	50.495	8	1	FIRLA	2:20.151	2:20.298	3	+ 0.147
16	1	37.461	4	121	52.209	7	1	50.746	4	121	NEMEC	2:20.421	2:20.757	7	+ 0.336
17	2	37.575	9	2	52.354	6	70	50.941	5	2	BARES	2:20.424	2:20.781	8	+ 0.357
18	70	37.649	8	47	52.357	4	121	51.003	4	70	SKALICKY	2:21.022	2:21.081	5	+ 0.059
19	47	37.667	3	70	52.432	5	47	51.280	3	47	MILDE	2:21.304	2:21.562	3	+ 0.258
20	66	37.939	3	66	52.859	11	22	51.710	11	66	RIBKO	2:22.754	2:22.823	11	+ 0.069
21	22	37.989	11	22	53.108	10	66	51.956	11	22	ZELINSKY	2:22.807	2:23.030	11	+ 0.223
22	3	38.252	8	48	53.854	6	48	52.224	11	48	JANCIK JNR	2:24.642	2:24.814	11	+ 0.172
23	48	38.564	6	44	53.885	6	3	52.486	8	3	KUPCIK	2:24.743	2:24.743	8	+ 0.000
24	44	38.728	6	3	54.005	8	44	52.646	6	44	JOHN	2:25.259	2:25.259	6	+ 0.000

'Perfect Lap' - 2:06.425



Weather/Track: Sun 14° /Dry 27°




Circuit Length - 5.403 kilometres
Brno

Pohar cestovnich vozu

GRID FOR RACE 2

ROW 12	48 JANCIK JNR	44 JOHN
ROW 11	22 ZELINSKY	3 KUPCIK
ROW 10	47 MILDE	66 RIBKO
ROW 9	2 BARES	70 SKALICKY
ROW 8	1 FIRLA	121 NEMEC
ROW 7	8 KUBISTA	55 OSTASEVSKI
ROW 6	67 BAZATA	57 PEKAR
ROW 5	60 PFEIFER	12 VALEK
ROW 4	155 SCHULZE	40 FULIN
ROW 3	28 KACIREK	36 KOTRBA
ROW 2	10 VACIK	37 KUSIN
ROW 1	5 BEZAK	13 SUCHY

POLE



Weather/Track: Sun 14°/Dry 27°

Brno
Circuit Length = 5.4030 km.
Start: 09:45 End: 10:15

Race Director:

Steward:

Timekeeper:

Pohar cestovnic vozu RACE 1 - CLASSIFICATION

POS	NO	CL	DRIVER	NAT	CAR	TIME	LAPS	GAP	KPH	BEST
1	5	D	Milan BEZAK	SUI	Porsche 911 GT3 Cup	23:52.641	11		149.34	2:09.184
2	10	D	Petr VACIK	CZE	Ferrari F360	24:04.655	11	12.014	148.10	2:09.681
3	37	C	Marcel KUSIN	CZE	BMW M3 GTR	24:08.381	11	15.740	147.72	2:09.888
4	28	C	Petr KACIREK	CZE	BMW M3 GTR	24:12.563	11	19.922	147.29	2:10.615
5	36	C	Matej KOTRBA	CZE	BMW M3 GTR	24:40.506	11	47.865	144.51	2:12.248
6	155	C	Michael SCHULZE	GER	Nissan 350Z	24:46.915	11	54.274	143.89	2:13.965
7	60	A	Robert PLATENIK	CZE	Skoda Fabia	25:26.335	11	1:33.694	140.17	2:16.369
8	40	D	Petr FULIN	CZE	BMW M3 E92	25:29.847	11	1:37.206	139.85	2:17.274
9	8	A	Simon KUBISTA	CZE	Alfa Romeo 156 S2000	25:30.448	11	1:37.807	139.80	2:17.134
10	55	A	Vladimir OSTASEVSKI	CZE	Renault Clio	25:47.905	11	1:55.264	138.22	2:19.112
11	57	A	Josef PEKAR	CZE	Peugeot 306 Maxi	25:54.070	11	2:01.429	137.67	2:18.679
12	2	A	Radek BARES	CZE	Alfa Romeo 147 GTA	25:59.016	11	2:06.375	137.24	2:19.984
13	121	B	Patrik NEMEC	SVK	BMW 1-130i Challenge	26:03.161	11	2:10.520	136.87	2:19.944
14	1	B	Lumir FIRLA	CZE	BMW 1-130i Challenge	26:05.534	11	2:12.893	136.66	2:20.688
15	70	B	Daniel SKALICKY	CZE	BMW 1-130i Challenge	26:18.673	11	2:26.032	135.53	2:20.534
16	47	B	Daniel MILDE	GER	BMW 1-130i Challenge	24:02.263	10	1 LAP	134.86	2:22.596
17	66	B	Artur RIBKO	LVA	BMW 1-130i Challenge	24:11.040	10	1 LAP	134.04	2:22.347
18	48	B	Jaroslav JANCIK JNR	CZE	BMW 1-130i Challenge	24:14.530	10	1 LAP	133.72	2:22.540
19	44	B	Michael JOHN	CZE	BMW 1-130i Challenge	24:18.388	10	1 LAP	133.37	2:23.247
20	67	A	BAZATA	CZE	Skoda Octavia	24:39.006	10	1 LAP	131.51	2:20.847
21	3	B	Jan KUPCIK	CZE	BMW 1-130i Challenge	24:17.946	7	4 LAPS	93.38	2:28.700
22	22	B	Daniel ZELINSKY	CZE	BMW 1-130i Challenge	14:57.484	6	5 LAPS	130.03	2:22.237
23	12	C	Petr VALEK	CZE	BMW M3	9:28.266	4	7 LAPS	136.91	2:17.274

FASTEST LAP

5	D	Milan BEZAK	Porsche 911 GT3 Cup	2:09.184	5	150.56kph	93.55mph
37	C	Marcel KUSIN	BMW M3 GTR	2:09.888	3	149.75kph	93.05mph
60	A	Robert PLATENIK	Skoda Fabia	2:16.369	8	142.63kph	88.62mph
121	B	Patrik NEMEC	BMW 1-130i Challenge	2:19.944	3	138.99kph	86.36mph

Weather/Track: Sun 19°/Dry 31°

Brno
Circuit Length = 5.4030 km.
Start: 16:03 End: 16:27

Race Director:	Steward:	Timekeeper:
----------------	----------	-------------

Pohar cestovnich vozu

Race 1 - Sector Analysis Report

Lap	S1 Time	S1 Spd	S2 Time	S2 Spd	S3 Time	S3 Spd	Lap Time	Pit	Lap	S1 Time	S1 Spd	S2 Time	S2 Spd	S3 Time	S3 Spd	Lap Time	Pit
1 FIRLA CZE BMW 1-130i Challenge B																	
1	46.794	118.0	53.814	180.3	52.274	172.2	2:32.882		7	37.360	124.1	52.509	177.0	50.819	170.3	2:20.688	
2	38.525	116.3	53.157	179.1	51.391	172.8	2:23.073		8	37.411	122.3	52.417	177.9	50.864	170.8	2:20.692	
3	37.860	120.5	52.759	178.5	51.027	170.8	2:21.646		9	37.308	122.1	52.501	177.0	51.138	170.0	2:20.947	
4	37.656	120.9	52.333	177.6	50.937	170.8	2:20.926		10	37.379	120.1	52.415	177.3	51.508	172.2	2:21.302	
5	37.675	121.4	52.360	177.3	50.836	170.0	2:20.871		11	37.428	118.8	53.169	177.0	51.007	165.6	2:21.604	
6	37.550	121.6	52.551	177.6	50.802	170.6	2:20.903										
2 BARES CZE Alfa Romeo 147 GTA A																	
1	47.604	123.9	53.533	176.4	51.973	171.4	2:33.110		7	37.590	126.3	52.075	175.3	50.486	168.7	2:20.151	
2	37.963	121.2	52.394	176.1	50.967	168.2	2:21.324		8	37.299	126.7	51.928	174.1	51.227	167.4	2:20.454	
3	37.862	119.8	52.307	175.6	50.775	166.9	2:20.944		9	37.507	125.4	51.897	174.1	50.580	168.2	2:19.984	
4	37.746	123.1	51.871	174.7	51.103	166.1	2:20.720		10	37.434	117.7	51.747	175.6	50.897	167.7	2:20.078	
5	37.700	121.8	51.984	175.0	50.878	166.1	2:20.562		11	37.815	125.4	51.919	176.7	51.074	167.4	2:20.808	
6	37.907	126.1	51.964	175.6	51.010	167.7	2:20.881										
3 KUPCIK CZE BMW 1-130i Challenge B																	
1	6:55.134	110.2	1:01.445	131.8	1:02.058	160.4	8:58.637		5	39.398	118.0	55.326	173.9	53.976	163.3	2:28.700	
2	40.999	107.8	59.208	171.1	55.217	161.6	2:35.424		6	39.654	121.6	54.561	173.9	57.834	155.6	2:32.049	
3	41.173	114.4	59.286	174.4	55.673	157.6	2:36.132		7	39.663	115.6	58.024	176.4	54.479	163.3	2:32.166	
4	39.623	116.2	1:01.740	155.3	53.475	164.8	2:34.838										
5 BEZAK SUI Porsche 911 GT3 Cup D																	
1	39.269	129.6	48.726	215.5	46.274	204.9	2:14.269		7	34.084	130.4	48.868	215.5	46.604	206.1	2:09.556	
2	34.141	130.2	48.409	216.0	46.658	204.9	2:09.208		8	34.016	128.5	48.844	216.8	46.739	204.9	2:09.599	
3	34.160	127.5	48.882	216.4	46.614	204.5	2:09.656		9	33.919	128.5	48.956	216.4	47.098	202.2	2:09.973	
4	33.864	132.3	48.861	216.0	46.611	204.5	2:09.336		10	34.291	129.9	49.311	216.0	47.627	205.7	2:11.229	
5	33.705	128.7	48.641	215.1	46.838	204.1	2:09.184		11	34.466	132.0	49.121	215.5	47.759	197.8	2:11.346	
6	33.838	128.4	48.865	214.7	46.582	204.9	2:09.285										
8 KUBISTA CZE Alfa Romeo 156 S2000 A																	
1	45.243	122.0	53.233	189.1	50.795	179.7	2:29.271		7	36.388	121.4	51.362	188.8	49.814	180.9	2:17.564	
2	37.161	119.3	51.724	190.4	50.544	180.0	2:19.429		8	36.185	124.5	51.226	190.1	49.723	180.9	2:17.134	
3	36.077	123.2	51.764	189.1	49.664	180.3	2:17.505		9	36.004	117.0	51.341	188.8	50.462	180.0	2:17.807	
4	36.130	121.7	51.218	187.5	50.203	173.9	2:17.551		10	35.957	127.5	51.363	189.8	50.196	180.0	2:17.516	
5	36.999	124.1	50.878	188.1	50.076	177.0	2:17.953		11	36.123	121.7	52.015	188.4	50.501	180.0	2:18.639	
6	37.659	119.0	52.243	189.4	50.177	179.4	2:20.079										
10 VACIK CZE Ferrari F360 D																	
1	40.334	128.8	50.116	204.9	47.275	195.6	2:17.725		7	34.045	132.1	48.989	201.4	46.862	192.8	2:09.896	
2	34.557	131.5	49.231	204.5	46.983	194.2	2:10.771		8	34.097	134.3	49.476	203.0	47.178	192.1	2:10.751	
3	34.429	134.6	48.995	203.3	46.716	194.2	2:10.140		9	34.325	130.9	49.275	201.4	46.921	195.6	2:10.521	
4	34.098	134.8	48.852	204.1	47.155	193.2	2:10.105		10	34.181	133.0	49.487	202.2	47.592	193.5	2:11.260	
5	34.047	132.5	49.158	204.5	47.080	192.8	2:10.285		11	35.116	131.7	50.308	201.8	48.096	187.1	2:13.520	
6	34.021	131.5	49.018	203.3	46.642	194.2	2:09.681										
12 VALEK CZE BMW M3 C																	
1	41.964	130.4	51.337	194.9	49.473	176.7	2:22.774		4	37.220	120.9	52.887	190.8	57.350		2:27.457 Pit	
2	36.137	131.0	51.464	194.5	49.673	182.7	2:17.274										
3	36.091	128.1	52.079	191.4	52.591	169.2	2:20.761										



Weather/Track: Sun 19° / Dry 31°

Circuit Length - 5.403 kilometres
Brno

Pohar cestovnich vozu

Race 1 - Sector Analysis Report

Lap S1 Time S1 Spd S2 Time S2 Spd S3 Time S3 Spd Lap Time Pit Lap S1 Time S1 Spd S2 Time S2 Spd S3 Time S3 Spd Lap Time Pit

22 ZELINSKY CZE BMW 1-130i Challenge B															
1	48.283	115.5	55.424	175.6	52.387	169.5	2:36.094	5	37.869	118.6	54.309	175.0	53.701	170.6	2:25.879
2	38.091	115.1	53.670	176.7	51.342	170.3	2:23.103	6	38.485	109.5	1:03.325	155.3	1:05.340		2:47.150 Pit
3	37.684	117.9	53.112	177.6	51.441	169.5	2:22.237								
4	37.857	117.0	53.455	176.4	51.709	171.1	2:23.021								

28 KACIREK CZE BMW M3 GTR C															
1	41.206	125.8	50.324	190.8	48.189	181.2	2:19.719	7	34.915	126.1	48.949	189.8	47.296	184.6	2:11.160
2	35.470	124.4	49.238	190.8	47.467	185.2	2:12.175	8	34.841	124.1	48.976	190.4	47.445	184.9	2:11.262
3	34.867	126.9	49.246	189.4	47.230	185.2	2:11.343	9	34.938	124.2	49.199	189.1	47.239	185.5	2:11.376
4	34.737	128.2	48.907	190.4	47.061	185.8	2:10.705	10	34.744	125.4	48.997	189.8	47.656	185.8	2:11.397
5	34.667	127.8	48.899	189.4	47.228	185.5	2:10.794	11	34.746	125.4	49.265	190.1	48.006	183.0	2:12.017
6	34.736	123.9	48.893	190.4	46.986	186.2	2:10.615								

36 KOTRBA CZE BMW M3 GTR C															
1	42.429	125.1	51.073	191.1	49.097	182.1	2:22.599	7	35.111	129.9	49.120	189.4	48.115	183.3	2:12.346
2	37.710	132.1	50.348	190.1	49.394	180.6	2:17.452	8	35.207	130.2	49.478	189.8	48.174	182.4	2:12.859
3	36.473	129.4	51.592	191.1	49.063	183.0	2:17.128	9	35.548	130.4	49.614	191.1	48.172	183.0	2:13.334
4	35.797	132.1	49.195	189.8	47.812	183.3	2:12.804	10	35.503	130.7	49.842	188.4	48.297	183.6	2:13.642
5	35.092	130.4	49.385	189.1	47.771	183.3	2:12.248	11	35.466	129.0	49.614	187.8	48.651	182.7	2:13.731
6	35.041	128.7	49.282	192.1	48.040	183.9	2:12.363								

37 KUSIN CZE BMW M3 GTR C															
1	41.510	130.1	50.299	191.8	47.951	183.9	2:19.760	7	34.502	127.8	48.991	192.5	47.240	187.8	2:10.733
2	35.102	129.0	48.631	193.2	46.824	186.8	2:10.557	8	34.643	127.5	49.212	192.8	47.540	185.5	2:11.395
3	34.511	128.7	48.477	193.8	46.900	186.8	2:09.888	9	34.713	128.4	48.843	192.1	47.113	186.8	2:10.669
4	34.604	131.0	48.748	193.8	47.025	186.8	2:10.377	10	34.531	127.8	49.280	191.8	47.484	188.4	2:11.295
5	34.559	132.1	48.833	191.8	47.074	185.8	2:10.466	11	34.818	128.7	49.617	191.4	48.262	181.8	2:12.697
6	34.623	127.0	48.792	192.1	47.129	187.8	2:10.544								

40 FULIN CZE BMW M3 E92 D															
1	50.118	118.2	52.133	191.8	50.940	181.5	2:33.191	7	35.903	115.1	51.790	189.1	49.754	181.2	2:17.447
2	36.158	116.1	51.543	189.4	49.573	184.6	2:17.274	8	36.023	121.8	51.838	189.4	49.818	180.6	2:17.679
3	35.911	117.9	51.921	191.4	49.580	183.9	2:17.412	9	35.951	115.5	51.531	188.8	50.052	181.8	2:17.534
4	35.902	122.8	51.894	189.8	49.604	183.0	2:17.400	10	35.751	123.4	52.024	190.1	49.900	180.0	2:17.675
5	36.441	117.5	51.728	189.1	49.495	182.7	2:17.664	11	36.131	111.9	52.194	190.4	50.330	181.5	2:18.655
6	35.989	115.6	52.287	189.4	49.640	181.8	2:17.916								

44 JOHN CZE BMW 1-130i Challenge B															
1	55.260	119.4	53.573	173.6	52.195	166.9	2:41.028	7	37.630	117.9	53.558	173.3	52.068	166.4	2:23.256
2	38.102	115.1	53.557	173.9	52.725	166.6	2:24.384	8	37.930	116.5	53.141	174.4	54.384	162.4	2:25.455
3	38.294	117.9	53.574	173.9	52.459	165.1	2:24.327	9	38.126	117.7	53.554	174.7	52.763	166.6	2:24.443
4	38.108	112.5	53.504	173.6	51.635	168.7	2:23.247	10	38.395	117.6	53.656	174.4	51.537	169.0	2:23.588
5	37.846	118.0	53.478	173.3	53.087	165.8	2:24.411								
6	38.045	119.7	54.144	173.6	52.060	168.2	2:24.249								



Weather/Track: Sun 19° / Dry 31°

Circuit Length - 5.403 kilometres
Brno

Pohar cestovnich vozu

Race 1 - Sector Analysis Report

Lap S1 Time S1 Spd S2 Time S2 Spd S3 Time S3 Spd Lap Time Pit Lap S1 Time S1 Spd S2 Time S2 Spd S3 Time S3 Spd Lap Time Pit

47 MILDE GER BMW 1-130i Challenge							B								
1	46.527	117.9	53.855	178.5	52.129	169.5	2:32.511	7	38.025	119.6	53.443	176.1	51.844	167.7	2:23.312
2	37.971	117.6	53.804	179.1	51.431	171.4	2:23.206	8	38.117	118.6	53.386	175.8	51.604	169.0	2:23.107
3	37.838	120.0	53.627	178.5	51.969	170.0	2:23.434	9	38.258	116.8	53.301	175.6	51.873	168.7	2:23.432
4	38.084	117.7	53.230	177.0	51.536	169.5	2:22.850	10	38.837	117.0	53.681	176.1	52.332	167.4	2:24.850
5	37.890	118.6	53.411	177.0	51.664	168.4	2:22.965								
6	37.992	120.1	52.881	176.7	51.723	168.2	2:22.596								

48 JANCIK JNR CZE BMW 1-130i Challenge							B								
1	49.345	127.3	54.593	179.1	52.446	171.4	2:36.384	7	37.967	123.7	53.439	176.1	51.964	169.0	2:23.370
2	38.006	113.9	53.764	177.0	51.661	171.9	2:23.431	8	38.417	121.6	53.646	177.9	52.299	170.0	2:24.362
3	37.720	123.8	53.341	177.6	51.479	171.7	2:22.540	9	38.305	123.0	54.755	176.4	51.763	170.8	2:24.823
4	38.634	122.7	53.707	177.9	52.265	169.2	2:24.606	10	39.019	120.2	55.127	177.0	52.719	167.9	2:26.865
5	38.289	120.8	53.852	175.3	52.260	170.0	2:24.401								
6	38.272	118.9	53.431	176.4	52.045	169.0	2:23.748								

55 OSTASEVSKI CZE Renault Clio							A								
1	44.263	117.5	53.954	186.5	50.726	174.7	2:28.943	7	36.882	125.5	52.211	181.8	50.432	174.1	2:19.525
2	37.924	122.8	52.132	186.8	50.265	178.2	2:20.321	8	36.990	123.0	52.273	184.3	50.430	174.7	2:19.693
3	37.431	121.8	52.644	186.5	50.227	175.3	2:20.302	9	37.033	125.4	51.917	183.3	50.162	175.3	2:19.112
4	37.136	124.5	52.160	183.3	50.214	173.3	2:19.510	10	36.823	127.6	52.380	183.3	50.156	175.6	2:19.359
5	37.293	123.9	52.215	184.3	50.330	175.0	2:19.838	11	37.027	126.6	52.176	184.9	51.670	170.8	2:20.873
6	36.874	122.8	52.765	185.5	50.790	173.0	2:20.429								

57 PEKAR CZE Peugeot 306 Maxi							A								
1	46.060	118.6	53.460	181.8	50.915	173.6	2:30.435	7	37.061	122.0	53.734	176.1	50.452	171.7	2:21.247
2	37.642	122.5	51.900	180.6	50.300	174.7	2:19.842	8	37.649	126.9	52.297	177.3	50.403	171.4	2:20.349
3	37.599	123.8	52.310	179.1	50.318	172.8	2:20.227	9	37.430	127.8	51.603	177.9	50.091	171.7	2:19.124
4	37.178	126.7	51.568	180.0	49.933	174.4	2:18.679	10	37.612	127.0	51.599	177.3	50.382	172.2	2:19.593
5	37.524	120.4	52.376	177.3	49.997	176.7	2:19.897	11	37.501	128.8	53.312	167.1	53.406	160.4	2:24.219
6	37.047	125.1	52.447	175.3	50.964	170.6	2:20.458								

60 PLATENIK CZE Skoda Fabia							A								
1	44.885	121.6	52.509	188.8	50.372	176.7	2:27.766	7	36.516	125.7	50.723	189.4	49.138	180.6	2:16.377
2	37.433	116.3	51.776	188.4	49.875	179.7	2:19.084	8	36.726	123.0	50.594	187.8	49.049	181.2	2:16.369
3	36.950	121.0	51.332	189.8	48.992	180.0	2:17.274	9	37.055	129.0	51.032	188.1	49.443	178.5	2:17.530
4	36.742	120.0	50.727	189.4	52.060	176.7	2:19.529	10	37.117	119.4	51.062	189.8	49.266	180.0	2:17.445
5	37.769	121.0	51.439	188.4	49.074	180.9	2:18.282	11	37.267	124.1	52.081	187.5	50.197	172.5	2:19.545
6	36.460	121.2	51.521	190.1	49.153	180.6	2:17.134								

66 RIBKO LVA BMW 1-130i Challenge							B								
1	47.317	114.8	54.550	177.3	52.840	169.8	2:34.707	7	38.225	118.0	52.792	174.4	51.886	167.4	2:22.903
2	37.628	117.3	53.164	177.6	51.555	171.4	2:22.347	8	38.304	116.3	53.689	173.9	52.115	167.9	2:24.108
3	37.667	121.4	53.246	177.3	51.440	170.3	2:22.353	9	38.270	117.7	53.202	173.9	53.452	167.9	2:24.924
4	38.119	114.2	54.276	167.1	52.130	168.4	2:24.525	10	38.475	121.0	54.357	173.6	52.713	166.9	2:25.545
5	37.870	118.2	54.583	169.8	53.301	167.9	2:25.754								
6	38.198	117.7	53.658	173.6	52.018	166.9	2:23.874								



Weather/Track: Sun 19°/Dry 31°

Circuit Length - 5.403 kilometres
Brno

Pohar cestovnich vozu

Race 1 - Sector Analysis Report

Lap S1 Time S1 Spd S2 Time S2 Spd S3 Time S3 Spd Lap Time Pit Lap S1 Time S1 Spd S2 Time S2 Spd S3 Time S3 Spd Lap Time Pit

67 BAZATA CZE Skoda Octavia						A									
1	44.551	122.8	55.399	184.9	1:38.813	168.7	3:18.763	7	38.050	116.7	52.399	182.7	51.825	172.2	2:22.274
2	38.154	118.1	52.663	183.0	51.336	175.0	2:22.153	8	38.900	125.8	53.432	184.6	50.584	174.7	2:22.916
3	38.251	118.0	52.925	182.4	51.896	171.9	2:23.072	9	37.818	124.1	52.473	182.1	51.670	171.4	2:21.961
4	37.868	121.3	52.734	181.2	51.467	174.4	2:22.069	10	38.527	119.6	53.490	180.9	51.990	168.4	2:24.007
5	37.482	122.1	52.388	181.5	50.977	174.4	2:20.847								
6	37.810	122.1	52.369	180.9	50.765	173.9	2:20.944								

70 SKALICKY CZE BMW 1-130i Challenge						B									
1	46.944	118.6	54.112	178.5	53.289	170.8	2:34.345	7	37.287	121.2	52.593	177.6	50.831	171.4	2:20.711
2	37.567	120.5	53.255	179.1	51.145	172.8	2:21.967	8	37.132	121.0	52.679	176.7	50.818	172.5	2:20.629
3	37.970	120.1	53.225	179.4	51.242	170.3	2:22.437	9	37.127	118.9	52.538	178.2	51.310	171.4	2:20.975
4	37.320	117.5	52.612	177.6	50.906	171.4	2:20.838	10	37.171	121.2	52.398	178.5	50.967	169.2	2:20.536
5	37.275	118.0	52.449	177.9	51.078	171.4	2:20.802	11	37.183	123.8	1:04.337	175.8	53.379	152.7	2:34.899
6	37.315	120.9	52.341	179.4	50.878	172.8	2:20.534								

121 NEMEC SVK BMW 1-130i Challenge						B									
1	45.870	123.2	53.354	179.4	51.345	175.0	2:30.569	7	37.368	120.9	52.757	177.0	50.931	170.8	2:21.056
2	37.877	115.6	52.521	179.4	51.136	174.4	2:21.534	8	37.679	122.0	52.674	177.6	52.042	172.2	2:22.395
3	37.155	124.7	52.137	179.4	50.652	171.4	2:19.944	9	37.414	120.5	52.596	177.0	50.937	171.4	2:20.947
4	37.233	127.0	52.814	175.8	50.901	171.7	2:20.948	10	37.343	121.6	52.749	176.7	51.919	171.9	2:22.011
5	37.645	124.5	52.768	177.3	50.688	170.8	2:21.101	11	37.260	124.8	52.848	177.9	51.257	170.3	2:21.365
6	37.430	123.2	52.730	177.3	51.131	170.6	2:21.291								

155 SCHULZE GER Nissan 350Z						C									
1	40.864	133.4	51.915	193.5	48.532	187.8	2:21.311	7	35.455	117.9	50.359	194.2	48.779	187.1	2:14.593
2	35.410	126.3	50.232	193.2	49.023	187.5	2:14.665	8	35.257	121.4	50.614	194.2	48.547	186.5	2:14.418
3	35.257	130.1	50.409	192.5	48.985	185.8	2:14.651	9	35.171	123.9	50.266	194.5	48.626	186.2	2:14.063
4	35.332	118.5	50.704	192.8	48.640	186.5	2:14.676	10	35.713	127.2	50.483	194.2	48.493	185.8	2:14.689
5	35.453	124.4	50.621	192.1	48.842	186.8	2:14.916	11	35.303	128.5	50.224	194.2	48.438	186.2	2:13.965
6	35.472	124.1	50.622	193.5	48.874	185.8	2:14.968								



Weather/Track: Sun 19°/Dry 31°



Circuit Length - 5.403 kilometres
Brno

Pohar cestovnich vozu

Race 1 - Best Sector Speeds Report

SECTOR 1				SECTOR 2				SECTOR 3				
POS	NO	NAME	SPEED	LAP	NO	NAME	SPEED	LAP	NO	NAME	SPEED	LAP
1	10	VACIK	134.8	4	5	BEZAK	216.8	8	5	BEZAK	206.1	7
2	155	SCHULZE	133.4	1	10	VACIK	204.9	1	10	VACIK	195.6	1
3	5	BEZAK	132.3	4	12	VALEK	194.9	1	37	KUSIN	188.4	10
4	36	KOTRBA	132.1	2	155	SCHULZE	194.5	9	155	SCHULZE	187.8	1
5	37	KUSIN	132.1	5	37	KUSIN	193.8	3	28	KACIREK	186.2	6
6	12	VALEK	131.0	2	36	KOTRBA	192.1	6	40	FULIN	184.6	2
7	60	PLATENIK	129.0	9	40	FULIN	191.8	1	36	KOTRBA	183.9	6
8	57	PEKAR	128.8	11	28	KACIREK	190.8	1	12	VALEK	182.7	2
9	28	KACIREK	128.2	4	8	KUBISTA	190.4	2	60	PLATENIK	181.2	8
10	55	OSTASEVSKI	127.6	10	60	PLATENIK	190.1	6	8	KUBISTA	180.9	7
11	8	KUBISTA	127.5	10	55	OSTASEVSKI	186.8	2	55	OSTASEVSKI	178.2	2
12	48	JANCIK JNR	127.3	1	67	BAZATA	184.9	1	57	PEKAR	176.7	5
13	121	NEMEC	127.0	4	57	PEKAR	181.8	1	67	BAZATA	175.0	2
14	2	BARES	126.7	8	1	FIRLA	180.3	1	121	NEMEC	175.0	1
15	67	BAZATA	125.8	8	70	SKALICKY	179.4	3	1	FIRLA	172.8	2
16	1	FIRLA	124.1	7	121	NEMEC	179.4	1	70	SKALICKY	172.8	2
17	70	SKALICKY	123.8	11	47	MILDE	179.1	2	48	JANCIK JNR	171.9	2
18	40	FULIN	123.4	10	48	JANCIK JNR	179.1	1	2	BARES	171.4	1
19	3	KUPCIK	121.6	6	22	ZELINSKY	177.6	3	47	MILDE	171.4	2
20	66	RIBKO	121.4	3	66	RIBKO	177.6	2	66	RIBKO	171.4	2
21	47	MILDE	120.1	6	2	BARES	176.7	11	22	ZELINSKY	171.1	4
22	44	JOHN	119.7	6	3	KUPCIK	176.4	7	44	JOHN	169.0	10
23	22	ZELINSKY	118.6	5	44	JOHN	174.7	9	3	KUPCIK	164.8	4



Weather/Track: Sun 19° /Dry 31°



Circuit Length - 5.403 kilometres
Brno

Pohar cestovnich vozu

Race 1 - Best Sector Times Report

POS	SECTOR 1			SECTOR 2			SECTOR 3			NO	NAME	IDEAL/BEST LAP COMPARISON			DIFF
	NO	TIME	LAP	NO	TIME	LAP	NO	TIME	LAP			IDEAL	BEST	LAP	
1	5	33.705	5	5	48.409	2	5	46.274	1	5	BEZAK	2:08.388	2:09.184	5	+ 0.796
2	10	34.021	6	37	48.477	3	10	46.642	6	10	VACIK	2:09.515	2:09.681	6	+ 0.166
3	37	34.502	7	10	48.852	4	37	46.824	2	37	KUSIN	2:09.803	2:09.888	3	+ 0.085
4	28	34.667	5	28	48.893	6	28	46.986	6	28	KACIREK	2:10.546	2:10.615	6	+ 0.069
5	36	35.041	6	36	49.120	7	36	47.771	5	36	KOTRBA	2:11.932	2:12.248	5	+ 0.316
6	155	35.171	9	155	50.224	11	155	48.438	11	155	SCHULZE	2:13.833	2:13.965	11	+ 0.132
7	40	35.751	10	60	50.594	8	60	48.992	3	60	PLATENIK	2:16.046	2:16.369	8	+ 0.323
8	8	35.957	10	8	50.878	5	12	49.473	1	8	KUBISTA	2:16.499	2:17.134	8	+ 0.635
9	12	36.091	3	12	51.337	1	40	49.495	5	40	FULIN	2:16.777	2:17.274	2	+ 0.497
10	60	36.460	6	40	51.531	9	8	49.664	3	12	VALEK	2:16.901	2:17.274	2	+ 0.373
11	55	36.823	10	57	51.568	4	57	49.933	4	57	PEKAR	2:18.548	2:18.679	4	+ 0.131
12	57	37.047	6	2	51.747	10	55	50.156	10	55	OSTASEVSK	2:18.896	2:19.112	9	+ 0.216
13	70	37.127	9	55	51.917	9	2	50.486	7	2	BARES	2:19.532	2:19.984	9	+ 0.452
14	121	37.155	3	121	52.137	3	67	50.584	8	121	NEMEC	2:19.944	2:19.944	3	+ 0.000
15	2	37.299	8	1	52.333	4	121	50.652	3	70	SKALICKY	2:20.286	2:20.534	6	+ 0.248
16	1	37.308	9	70	52.341	6	1	50.802	6	67	BAZATA	2:20.435	2:20.847	5	+ 0.412
17	67	37.482	5	67	52.369	6	70	50.818	8	1	FIRLA	2:20.443	2:20.688	7	+ 0.245
18	66	37.628	2	66	52.792	7	22	51.342	2	66	RIBKO	2:21.860	2:22.347	2	+ 0.487
19	44	37.630	7	47	52.881	6	47	51.431	2	22	ZELINSKY	2:22.138	2:22.237	3	+ 0.099
20	22	37.684	3	22	53.112	3	66	51.440	3	47	MILDE	2:22.150	2:22.596	6	+ 0.446
21	48	37.720	3	44	53.141	8	48	51.479	3	44	JOHN	2:22.308	2:23.247	4	+ 0.939
22	47	37.838	3	48	53.341	3	44	51.537	10	48	JANCIK JNR	2:22.540	2:22.540	3	+ 0.000
23	3	39.398	5	3	54.561	6	3	53.475	4	3	KUPCIK	2:27.434	2:28.700	5	+ 1.266

'Perfect Lap' - 2:08.388



Weather/Track: Sun 19°/Dry 31°



Circuit Length - 5.403 kilometres
Brno

Pohar cestovnich vozu

RACE 1 - LAP CHART

Lap 1			Lap 2			Lap 3			Lap 4			Lap 5		
No	Behind	Laptime	No	Behind	Laptime	No	Behind	Laptime	No	Behind	Laptime	No	Behind	Laptime
5		2:14.269	5		2:09.208	5		2:09.656	5		2:09.336	5		2:09.184
10	3.456	2:17.725	10	5.019	2:10.771	10	5.503	2:10.140	10	6.272	2:10.105	10	7.373	2:10.285
28	5.450	2:19.719	37	6.840	2:10.557	37	7.072	2:09.888	37	8.113	2:10.377	37	9.395	2:10.466
37	5.491	2:19.760	28	8.417	2:12.175	28	10.104	2:11.343	28	11.473	2:10.705	28	13.083	2:10.794
155	7.042	2:21.311	155	12.499	2:14.665	155	17.494	2:14.651	3	3 LAPS	8:58.637	155	28.566	2:14.916
36	8.330	2:22.599	12	16.571	2:17.274	36	24.046	2:17.128	155	22.834	2:14.676	36	30.578	2:12.248
12	8.505	2:22.774	36	16.574	2:17.452	12	27.676	2:20.761	36	27.514	2:12.804	3	3 LAPS	2:35.424
60	13.497	2:27.766	60	23.373	2:19.084	60	30.991	2:17.274	60	41.184	2:19.529	8	50.056	2:17.953
55	14.674	2:28.943	8	25.223	2:19.429	8	33.072	2:17.505	8	41.287	2:17.551	60	50.282	2:18.282
8	15.002	2:29.271	55	25.787	2:20.321	40	34.744	2:17.412	40	42.808	2:17.400	40	51.288	2:17.664
57	16.166	2:30.435	57	26.800	2:19.842	55	36.433	2:20.302	12	45.797	2:27.457P	55	57.261	2:19.838
121	16.300	2:30.569	40	26.988	2:17.274	57	37.371	2:20.227	55	46.607	2:19.510	57	57.427	2:19.897
47	18.242	2:32.511	121	28.626	2:21.534	121	38.914	2:19.944	57	46.714	2:18.679	121	1:02.443	2:21.101
1	18.613	2:32.882	2	30.957	2:21.324	2	42.245	2:20.944	121	50.526	2:20.948	2	1:05.007	2:20.562
2	18.841	2:33.110	47	32.240	2:23.206	1	44.468	2:21.646	2	53.629	2:20.720	1	1:07.745	2:20.871
40	18.922	2:33.191	1	32.478	2:23.073	70	45.616	2:22.437	1	56.058	2:20.926	70	1:08.736	2:20.802
70	20.076	2:34.345	70	32.835	2:21.967	47	46.018	2:23.434	70	57.118	2:20.838	47	1:13.313	2:22.965
66	20.438	2:34.707	66	33.577	2:22.347	66	46.274	2:22.353	47	59.532	2:22.850	66	1:18.033	2:25.754
22	21.825	2:36.094	22	35.720	2:23.103	22	48.301	2:22.237	66	1:01.463	2:24.525	22	1:18.681	2:25.879
48	22.115	2:36.384	48	36.338	2:23.431	48	49.222	2:22.540	22	1:01.986	2:23.021	48	1:19.709	2:24.401
44	26.759	2:41.028	44	41.935	2:24.384	44	56.606	2:24.327	48	1:04.492	2:24.606	44	1:25.744	2:24.411
67	1:04.494	3:18.763	67	1:17.439	2:22.153	67	1:30.855	2:23.072	44	1:10.517	2:23.247	67	1:55.251	2:20.847
									67	1:43.588	2:22.069			

Weather/Track: Sun 19°/Dry 31°

www.mstworld.com

Page 1 of 3

Brno
Circuit Length = 5.4030 km.
Start: 16:03 End: 16:27

Printed - 16:31 Saturday, 14 June 2008

Pohar cestovnich vozu
RACE 1 - LAP CHART

(contd.)

Lap 6			Lap 7			Lap 8			Lap 9			Lap 10		
No	Behind	Laptime	No	Behind	Laptime	No	Behind	Laptime	No	Behind	Laptime	No	Behind	Laptime
5		2:09.285	5		2:09.556	5		2:09.599	5		2:09.973	5		2:11.229
10	7.769	2:09.681	10	8.109	2:09.896	10	9.261	2:10.751	44	1 LAP	2:25.455	66	1 LAP	2:24.924
37	10.654	2:10.544	37	11.831	2:10.733	67	1 LAP	2:22.274	10	9.809	2:10.521	3	4 LAPS	2:32.049
28	14.413	2:10.615	28	16.017	2:11.160	37	13.627	2:11.395	37	14.323	2:10.669	48	1 LAP	2:24.823
36	33.656	2:12.363	36	36.446	2:12.346	28	17.680	2:11.262	28	19.083	2:11.376	10	9.840	2:11.260
155	34.249	2:14.968	155	39.286	2:14.593	36	39.706	2:12.859	67	1 LAP	2:22.916	44	1 LAP	2:24.443
60	58.131	2:17.134	60	1:04.952	2:16.377	155	44.105	2:14.418	36	43.067	2:13.334	37	14.389	2:11.295
40	59.919	2:17.916	40	1:07.810	2:17.447	60	1:11.722	2:16.369	155	48.195	2:14.063	28	19.251	2:11.397
8	1:00.850	2:20.079	8	1:08.858	2:17.564	40	1:15.890	2:17.679	60	1:19.279	2:17.530	67	1 LAP	2:21.961
55	1:08.405	2:20.429	55	1:18.374	2:19.525	8	1:16.393	2:17.134	40	1:23.451	2:17.534	36	45.480	2:13.642
57	1:08.600	2:20.458	57	1:20.291	2:21.247	55	1:28.468	2:19.693	8	1:24.227	2:17.807	155	51.655	2:14.689
3	3 LAPS	2:36.132	121	1:25.949	2:21.056	57	1:31.041	2:20.349	55	1:37.607	2:19.112	60	1:25.495	2:17.445
121	1:14.449	2:21.291	2	1:27.198	2:20.151	2	1:38.053	2:20.454	57	1:40.192	2:19.124	40	1:29.897	2:17.675
2	1:16.603	2:20.881	1	1:30.495	2:20.688	121	1:38.745	2:22.395	2	1:48.064	2:19.984	8	1:30.514	2:17.516
1	1:19.363	2:20.903	70	1:31.140	2:20.711	1	1:41.588	2:20.692	121	1:49.719	2:20.947	55	1:45.737	2:19.359
70	1:19.985	2:20.534	3	3 LAPS	2:34.838	70	1:42.170	2:20.629	1	1:52.562	2:20.947	57	1:48.556	2:19.593
47	1:26.624	2:22.596	47	1:40.380	2:23.312	3	3 LAPS	2:28.700	70	1:53.172	2:20.975	2	1:56.913	2:20.078
66	1:32.622	2:23.874	66	1:45.969	2:22.903	47	1:53.888	2:23.107	47	2:07.347	2:23.432	121	2:00.501	2:22.011
48	1:34.172	2:23.748	48	1:47.986	2:23.370	66	2:00.478	2:24.108				70	2:02.479	2:20.536
44	1:40.708	2:24.249	44	1:54.408	2:23.256	48	2:02.749	2:24.362				1	2:02.635	2:21.302
22	1:56.546	2:47.150P												
67	2:06.910	2:20.944												

Weather/Track: Sun 19°/Dry 31°

Brno
 Circuit Length = 5.4030 km.
 Start: 16:03 End: 16:27

**Pohar cestovnich vozu
RACE 1 - LAP CHART**

(contd.)

Lap 11			Lap 12			Lap 13			Lap 14			Lap 15		
No	Behind	Laptime	No	Behind	Laptime	No	Behind	Laptime	No	Behind	Laptime	No	Behind	Laptime
5		2:11.346												
47	1 LAP	2:24.850												
10	12.014	2:13.520												
37	15.740	2:12.697												
66	1 LAP	2:25.545												
28	19.922	2:12.017												
48	1 LAP	2:26.865												
3	4 LAPS	2:32.166												
44	1 LAP	2:23.588												
67	1 LAP	2:24.007												
36	47.865	2:13.731												
155	54.274	2:13.965												
60	1:33.694	2:19.545												
40	1:37.206	2:18.655												
8	1:37.807	2:18.639												
55	1:55.264	2:20.873												
57	2:01.429	2:24.219												
2	2:06.375	2:20.808												
121	2:10.520	2:21.365												
1	2:12.893	2:21.604												
70	2:26.032	2:34.899												

Weather/Track: Sun 19°/Dry 31°

Brno
Circuit Length = 5.4030 km.
Start: 16:03 End: 16:27

Pohar cestovnich vozu RACE 2 - CLASSIFICATION

POS	NO	CL	DRIVER	NAT	CAR	TIME	LAPS	GAP	KPH	BEST
1	5	D	Milan BEZAK	SUI	Porsche 911 GT3 Cup	23:40.404	11		150.63	2:07.684
2	13	C	Dan SUCHY	CZE	BMW M3 GTR	23:57.134	11	16.730	148.87	2:09.227
3	37	C	Marcel KUSIN	CZE	BMW M3 GTR	24:14.473	11	34.069	147.10	2:10.887
4	28	C	Petr KACIREK	CZE	BMW M3 GTR	24:20.462	11	40.058	146.50	2:11.123
5	36	C	Matej KOTRBA	CZE	BMW M3 GTR	24:25.999	11	45.595	145.94	2:11.121
6	155	C	Michael SCHULZE	GER	Nissan 350Z	24:52.931	11	1:12.527	143.31	2:13.783
7	12	C	Petr VALEK	CZE	BMW M3	25:02.478	11	1:22.074	142.40	2:14.052
8	60	A	Bohumil PFEIFER	CZE	Skoda Fabia	25:10.315	11	1:29.911	141.66	2:14.857
9	40	D	Petr FULIN	CZE	BMW M3 E92	25:14.038	11	1:33.634	141.31	2:16.342
10	8	A	Simon KUBISTA	CZE	Alfa Romeo 156 S2000	25:20.945	11	1:40.541	140.67	2:15.569
11	67	A	BAZATA	CZE	Skoda Octavia	25:41.975	11	2:01.571	138.75	2:18.039
12	57	A	Josef PEKAR	CZE	Peugeot 306 Maxi	25:42.630	11	2:02.226	138.69	2:18.286
13	121	B	Patrik NEMEC	SVK	BMW 1-130i Challenge	25:55.770	11	2:15.366	137.52	2:20.060
14	1	B	Lumir FIRLA	CZE	BMW 1-130i Challenge	25:56.577	11	2:16.173	137.45	2:20.304
15	2	A	Radek BARES	CZE	Alfa Romeo 147 GTA	23:42.146	10	1 LAP	136.77	2:20.115
16	70	B	Daniel SKALICKY	CZE	BMW 1-130i Challenge	23:45.552	10	1 LAP	136.44	2:20.527
17	47	B	Daniel MILDE	GER	BMW 1-130i Challenge	23:46.149	10	1 LAP	136.38	2:20.566
18	66	B	Artur RIBKO	LVA	BMW 1-130i Challenge	23:51.660	10	1 LAP	135.86	2:21.066
19	22	B	Daniel ZELINSKY	CZE	BMW 1-130i Challenge	24:06.523	10	1 LAP	134.46	2:22.748
20	44	B	Michael JOHN	CZE	BMW 1-130i Challenge	24:17.266	10	1 LAP	133.47	2:22.974
21	48	B	Jaroslav JANCIK JNR	CZE	BMW 1-130i Challenge	24:18.639	10	1 LAP	133.34	2:23.569
22	3	B	Jan KUPCIK	CZE	BMW 1-130i Challenge	24:39.897	9	2 LAPS	118.29	2:26.870
23	55	A	Vladimir OSTASEVSKI	CZE	Renault Clio	14:14.397	6	5 LAPS	136.59	2:19.678
24	10	D	Petr VACIK	CZE	Ferrari F360	2:15.500	1	10 LAPS	143.54	2:15.500

FASTEST LAP

5	D	Milan BEZAK	Porsche 911 GT3 Cup	2:07.684	3	152.33kph	94.65mph
13	C	Dan SUCHY	BMW M3 GTR	2:09.227	3	150.51kph	93.52mph
60	A	Bohumil PFEIFER	Skoda Fabia	2:14.857	7	144.23kph	89.62mph
121	B	Patrik NEMEC	BMW 1-130i Challenge	2:20.060	2	138.87kph	86.29mph

Weather/Track: Sun 20°/Dry 38°

Brno
Circuit Length = 5.4030 km.
Start: 16:33 End: 16:57

Race Director:	Steward:	Timekeeper:
----------------	----------	-------------

Pohar cestovnich vozu

Race 2 - Sector Analysis Report

Lap	S1 Time	S1 Spd	S2 Time	S2 Spd	S3 Time	S3 Spd	Lap Time	Pit	Lap	S1 Time	S1 Spd	S2 Time	S2 Spd	S3 Time	S3 Spd	Lap Time	Pit
1 FIRLA CZE BMW 1-130i Challenge B																	
1	46.684	119.6	53.539	177.0	51.025	172.8	2:31.248		7	37.270	119.4	52.642	175.6	50.872	172.5	2:20.784	
2	37.273	121.2	52.560	178.2	50.777	172.5	2:20.610		8	37.342	123.9	52.579	175.8	50.691	172.2	2:20.612	
3	37.110	121.3	52.589	176.4	50.749	172.5	2:20.448		9	37.236	125.0	52.542	176.4	50.693	172.2	2:20.471	
4	37.130	125.0	52.542	177.3	50.715	173.0	2:20.387		10	37.207	124.1	52.411	176.4	50.882	171.9	2:20.500	
5	37.146	124.4	52.508	177.6	50.719	172.8	2:20.373		11	37.320	126.1	52.640	175.3	50.880	169.5	2:20.840	
6	37.249	122.4	52.462	176.7	50.593	172.8	2:20.304										
2 BARES CZE Alfa Romeo 147 GTA A																	
1	49.837	107.2	53.758	175.3	51.763	168.2	2:35.358		7	37.772	124.2	52.205	171.7	50.786	169.2	2:20.763	
2	37.504	123.2	52.942	174.7	50.609	169.2	2:21.055		8	37.705	123.5	52.360	172.5	50.878	169.0	2:20.943	
3	37.343	125.8	52.769	172.2	50.480	169.2	2:20.592		9	38.102	120.4	51.930	172.8	50.889	169.2	2:20.921	
4	37.599	125.7	51.846	173.6	50.670	169.0	2:20.115		10	37.612	127.2	52.266	172.8	50.769	169.0	2:20.647	
5	37.230	119.6	52.664	174.7	50.962	169.5	2:20.856										
6	37.722	124.4	52.278	173.9	50.896	169.0	2:20.896										
3 KUPCIK CZE BMW 1-130i Challenge B																	
1	54.668	116.1	54.552	173.3	52.899	167.4	2:42.119		6	38.731	120.2	54.969	173.0	54.474	167.7	2:28.174	
2	38.772	120.8	54.725	172.5	53.373	166.9	2:26.870		7	39.122	116.6	56.426	172.5	53.492	166.6	2:29.040	
3	39.629	118.5	55.116	165.8	1:20.755		2:55.500 Pit		8	39.051	119.4	55.845	173.3	55.337	167.7	2:30.233	
4	2:26.584	117.5	54.558	173.6	52.885	167.7	4:14.027		9	39.153	120.4	54.665	172.8	53.184	167.4	2:27.002	
5	38.894	118.5	54.797	173.3	53.241	168.7	2:26.932										
5 BEZAK SUI Porsche 911 GT3 Cup D																	
1	38.636	132.3	49.144	212.1	46.282	204.5	2:14.062		7	33.509	130.4	48.364	215.1	46.293	204.9	2:08.166	
2	33.418	134.6	48.140	214.2	46.515	205.3	2:08.073		8	33.753	129.1	48.976	214.7	46.595	205.3	2:09.324	
3	33.222	134.3	48.277	213.8	46.185	206.5	2:07.684		9	33.988	128.5	49.105	216.4	46.737	205.3	2:09.830	
4	33.643	130.9	48.204	214.2	46.139	206.1	2:07.986		10	34.066	129.4	48.635	216.4	46.369	206.1	2:09.070	
5	33.416	128.5	48.501	216.0	46.250	206.1	2:08.167		11	34.659	129.9	48.728	214.2	46.687	204.5	2:10.074	
6	33.700	126.6	48.332	216.4	45.936	206.8	2:07.968										
8 KUBISTA CZE Alfa Romeo 156 S2000 A																	
1	46.059	118.9	52.847	187.5	50.222	181.8	2:29.128		7	36.213	123.5	50.829	187.1	49.397	181.2	2:16.439	
2	36.669	121.8	52.031	187.8	49.749	180.9	2:18.449		8	36.048	126.3	51.195	187.5	49.339	180.3	2:16.582	
3	36.442	124.5	51.476	187.1	49.983	179.4	2:17.901		9	36.151	126.1	50.775	187.5	49.537	180.0	2:16.463	
4	36.544	121.2	51.325	187.8	49.645	180.3	2:17.514		10	35.712	125.4	50.579	186.5	49.278	180.0	2:15.569	
5	36.459	120.9	51.564	187.8	50.003	179.1	2:18.026		11	36.357	124.2	51.055	186.8	49.545	180.3	2:16.957	
6	36.795	123.1	51.526	186.5	49.596	180.3	2:17.917										
10 VACIK CZE Ferrari F360 D																	
1	39.936	130.2	49.003	204.1	46.561	196.0	2:15.500										
12 VALEK CZE BMW M3 C																	
1	42.284	130.1	51.816	192.8	49.574	183.3	2:23.674		7	35.386	131.0	50.344	193.2	48.452	185.8	2:14.182	
2	35.502	131.8	50.846	192.1	48.611	185.8	2:14.959		8	35.839	129.0	50.539	192.1	48.626	184.9	2:15.004	
3	35.647	127.3	51.089	189.8	49.359	185.2	2:16.095		9	35.454	129.8	50.497	193.2	48.676	185.8	2:14.627	
4	35.556	131.7	51.610	192.8	48.611	185.8	2:15.777		10	35.734	129.4	50.739	193.5	48.582	184.3	2:15.055	
5	35.264	132.5	50.376	193.5	48.412	185.8	2:14.052		11	35.433	126.4	50.323	192.8	59.127		2:24.883	
6	35.313	130.4	50.473	193.2	48.384	184.9	2:14.170										



Weather/Track: Sun 20° /Dry 38°



Circuit Length - 5.403 kilometres
Brno

Pohar cestovnich vozu

Race 2 - Sector Analysis Report

Lap S1 Time S1 Spd S2 Time S2 Spd S3 Time S3 Spd Lap Time Pit Lap S1 Time S1 Spd S2 Time S2 Spd S3 Time S3 Spd Lap Time Pit

13 SUCHY CZE BMW M3 GTR C															
1	39.533	131.5	48.920	201.4	47.189	195.6	2:15.642	7	33.995	134.6	48.826	200.0	46.707	197.0	2:09.528
2	34.399	133.8	48.260	203.0	46.909	195.6	2:09.568	8	34.042	134.6	48.805	197.8	47.351	198.5	2:10.198
3	34.263	133.8	48.394	200.3	46.570	198.5	2:09.227	9	34.138	134.6	48.949	197.8	47.020	196.0	2:10.107
4	34.093	133.6	50.204	198.5	46.542	198.5	2:10.839	10	34.194	132.0	49.044	198.5	47.621	196.0	2:10.859
5	33.934	133.9	48.733	200.3	46.678	198.1	2:09.345	11	34.641	124.2	49.315	198.1	48.069	193.5	2:12.025
6	34.163	131.2	48.393	200.7	47.240	197.8	2:09.796								

22 ZELINSKY CZE BMW 1-130i Challenge B															
1	50.251	115.7	54.584	175.6	51.776	171.4	2:36.611	7	37.923	119.4	53.615	172.8	51.545	170.3	2:23.083
2	37.731	119.2	53.357	176.1	52.758	170.6	2:23.846	8	37.877	118.1	53.206	174.7	51.874	169.8	2:22.957
3	37.734	119.3	53.658	174.7	51.788	170.3	2:23.180	9	38.250	115.7	53.088	175.0	51.410	170.6	2:22.748
4	37.686	121.7	53.563	173.9	52.084	169.5	2:23.333	10	37.940	115.8	55.029	174.4	51.960	169.8	2:24.929
5	37.731	118.5	53.517	173.3	51.705	170.3	2:22.953								
6	37.835	118.1	53.348	174.1	51.700	170.3	2:22.883								

28 KACIREK CZE BMW M3 GTR C															
1	41.372	124.8	50.133	187.5	48.057	184.3	2:19.562	7	34.824	126.3	49.265	187.8	47.212	186.5	2:11.301
2	35.409	126.6	49.982	186.8	48.287	184.3	2:13.678	8	34.917	123.7	49.364	187.1	47.436	187.5	2:11.717
3	34.950	127.0	49.501	186.5	48.231	185.8	2:12.682	9	34.867	125.1	49.281	188.8	47.312	185.8	2:11.460
4	34.900	124.5	49.582	186.5	48.234	185.2	2:12.716	10	34.790	126.3	48.999	188.8	47.633	186.5	2:11.422
5	34.866	125.0	49.354	188.1	47.683	187.1	2:11.903	11	35.081	126.4	49.505	187.8	48.312	181.2	2:12.898
6	34.751	127.0	49.097	189.1	47.275	186.2	2:11.123								

36 KOTRBA CZE BMW M3 GTR C															
1	42.058	125.0	52.652	184.9	49.154	184.3	2:23.864	7	34.977	132.3	48.918	189.8	47.602	186.2	2:11.497
2	36.237	125.1	50.724	187.1	48.072	185.5	2:15.033	8	34.912	128.2	48.918	191.1	47.606	186.2	2:11.436
3	35.631	126.4	50.904	191.1	47.683	185.8	2:14.218	9	34.750	133.8	48.737	190.4	47.634	183.9	2:11.121
4	35.069	131.0	49.476	188.8	47.322	185.5	2:11.867	10	34.968	133.1	48.984	192.1	47.508	185.5	2:11.460
5	34.924	131.2	49.066	190.8	47.685	186.2	2:11.675	11	34.761	131.0	49.125	189.4	48.141	184.9	2:12.027
6	35.101	131.3	48.961	191.1	47.739	184.6	2:11.801								

37 KUSIN CZE BMW M3 GTR C															
1	40.621	128.1	49.519	190.8	47.518	186.5	2:17.658	7	34.846	128.7	49.513	188.8	47.664	185.8	2:12.023
2	34.615	130.2	49.016	190.4	47.596	187.1	2:11.227	8	34.753	130.4	49.669	188.8	47.961	185.5	2:12.383
3	34.760	128.5	49.137	188.8	47.448	186.5	2:11.345	9	34.690	128.7	49.525	188.1	47.803	183.9	2:12.018
4	34.803	130.4	49.100	188.8	47.190	186.5	2:11.093	10	34.805	129.1	49.591	189.8	47.683	187.8	2:12.079
5	34.600	133.8	49.049	190.4	47.238	186.8	2:10.887	11	34.592	134.3	49.653	192.1	48.075	183.3	2:12.320
6	34.708	130.9	49.208	190.1	47.524	185.5	2:11.440								

40 FULIN CZE BMW M3 E92 D															
1	42.056	129.6	53.336	189.4	49.093	182.7	2:24.485	7	35.889	117.1	51.556	187.8	49.585	182.4	2:17.030
2	36.018	118.4	51.215	189.1	49.355	182.7	2:16.588	8	35.951	113.0	51.741	187.8	49.567	183.6	2:17.259
3	35.672	123.4	51.427	189.4	49.300	183.9	2:16.399	9	35.758	115.5	51.733	186.8	49.300	182.1	2:16.791
4	36.058	115.2	51.609	188.8	49.418	183.3	2:17.085	10	35.591	120.0	51.444	187.5	49.307	183.3	2:16.342
5	35.792	118.1	51.590	188.4	49.579	183.6	2:16.961	11	35.669	117.2	51.931	186.5	49.677	180.3	2:17.277
6	36.070	117.6	51.772	188.8	49.979	183.9	2:17.821								



Weather/Track: Sun 20° /Dry 38°

Circuit Length - 5.403 kilometres
Brno

Pohar cestovnich vozu

Race 2 - Sector Analysis Report

Lap	S1 Time	S1 Spd	S2 Time	S2 Spd	S3 Time	S3 Spd	Lap Time	Pit	Lap	S1 Time	S1 Spd	S2 Time	S2 Spd	S3 Time	S3 Spd	Lap Time	Pit
44 JOHN CZE BMW 1-130i Challenge B																	
1	53.593	114.6	54.212	173.3	52.217	171.1	2:40.022		7	38.284	118.9	53.408	172.5	52.393	169.8	2:24.085	
2	37.822	126.0	53.812	174.4	52.113	168.2	2:23.747		8	38.131	118.8	53.406	173.6	53.377	167.1	2:24.914	
3	37.494	122.7	53.516	175.6	52.426	167.1	2:23.436		9	38.304	114.8	55.687	173.0	52.299	167.7	2:26.290	
4	37.922	117.0	53.391	174.4	51.661	169.5	2:22.974		10	38.235	118.4	53.552	172.5	53.300	151.4	2:25.087	
5	38.019	117.2	53.230	173.0	52.075	169.5	2:23.324										
6	38.042	117.6	53.592	175.0	51.753	169.8	2:23.387										
47 MILDE GER BMW 1-130i Challenge B																	
1	48.872	116.6	53.711	176.7	51.737	170.3	2:34.320		7	37.318	122.1	52.801	175.8	50.455	172.5	2:20.574	
2	37.797	120.8	53.420	175.3	51.588	170.6	2:22.805		8	37.094	122.3	52.810	176.7	50.719	171.9	2:20.623	
3	37.354	116.0	53.301	175.8	51.209	172.2	2:21.864		9	37.227	119.0	52.760	176.7	50.579	172.2	2:20.566	
4	37.397	117.5	52.689	176.7	52.106	169.5	2:22.192		10	37.356	121.0	53.257	175.8	50.426	172.5	2:21.039	
5	37.525	122.5	52.927	175.8	50.721	171.7	2:21.173										
6	37.358	120.4	52.783	176.1	50.852	171.9	2:20.993										
48 JANCIK JNR CZE BMW 1-130i Challenge B																	
1	53.105	111.8	53.852	175.0	52.077	171.4	2:39.034		7	38.345	117.5	53.967	174.7	52.071	170.8	2:24.383	
2	37.995	118.0	53.537	176.4	52.142	170.6	2:23.674		8	38.403	119.0	54.879	176.1	52.297	169.5	2:25.579	
3	37.820	116.6	53.997	175.3	53.141	169.8	2:24.958		9	38.202	119.8	54.311	175.8	52.075	170.8	2:24.588	
4	37.850	118.0	53.967	176.1	51.752	172.2	2:23.569		10	37.857	124.7	53.913	174.1	52.665	168.4	2:24.435	
5	37.816	120.4	53.697	175.8	52.108	171.1	2:23.621										
6	38.086	120.6	54.128	176.4	52.584	168.7	2:24.798										
55 OSTASEVSKI CZE Renault Clio A																	
1	45.672	119.2	54.053	181.8	52.359	175.6	2:32.084		5	36.933	123.1	53.094	183.3	50.095	177.0	2:20.122	
2	37.944	118.1	53.211	183.3	51.119	174.4	2:22.274		6	36.904	123.1	52.448	183.6	50.326	177.6	2:19.678	
3	37.234	124.1	52.653	184.3	50.374	175.0	2:20.261										
4	36.957	125.7	52.483	183.6	50.538	177.0	2:19.978										
57 PEKAR CZE Peugeot 306 Maxi A																	
1	44.288	125.8	52.917	177.0	50.787	173.6	2:27.992		7	37.219	125.4	51.754	178.5	49.896	175.0	2:18.869	
2	38.472	123.8	52.720	180.9	51.147	174.4	2:22.339		8	37.005	123.1	51.828	176.4	49.825	173.3	2:18.658	
3	37.446	123.5	52.488	178.2	50.719	174.1	2:20.653		9	37.204	126.7	51.519	176.1	49.563	175.6	2:18.286	
4	37.371	120.2	52.026	179.4	50.217	175.0	2:19.614		10	37.497	126.9	51.370	175.6	49.636	173.6	2:18.503	
5	37.007	121.7	52.126	175.8	50.139	175.8	2:19.272		11	37.096	123.5	52.629	177.0	49.607	173.6	2:19.332	
6	37.198	124.2	51.961	175.3	49.953	173.3	2:19.112										
60 PFEIFER CZE Skoda Fabia A																	
1	43.524	121.7	52.926	185.8	50.476	180.0	2:26.926		7	35.897	121.2	50.240	187.5	48.720	180.9	2:14.857	
2	36.878	118.5	51.832	188.8	49.366	181.2	2:18.076		8	36.077	126.3	50.500	183.6	49.448	179.1	2:16.025	
3	36.372	126.4	50.708	187.8	48.658	181.5	2:15.738		9	36.554	121.8	51.023	186.2	49.806	178.5	2:17.383	
4	36.071	120.8	50.793	187.5	48.889	181.5	2:15.753		10	36.857	122.8	50.701	186.8	48.861	178.5	2:16.419	
5	35.776	125.1	50.589	185.2	49.114	182.1	2:15.479		11	36.463	122.4	50.751	185.5	49.640	163.3	2:16.854	
6	36.005	122.1	51.696	186.8	49.104	182.7	2:16.805										



Weather/Track: Sun 20° /Dry 38°

Circuit Length - 5.403 kilometres
Brno

Pohar cestovnich vozu

Race 2 - Sector Analysis Report

Lap S1 Time S1 Spd S2 Time S2 Spd S3 Time S3 Spd Lap Time Pit Lap S1 Time S1 Spd S2 Time S2 Spd S3 Time S3 Spd Lap Time Pit

66 RIBKO LVA							BMW 1-130i Challenge B								
1	49.499	115.6	53.457	176.7	51.880	169.8	2:34.836	7	37.275	122.3	52.966	173.9	51.023	170.3	2:21.264
2	37.762	119.2	53.781	175.3	51.325	171.9	2:22.868	8	37.156	124.4	52.539	175.3	51.371	169.8	2:21.066
3	37.269	117.3	53.314	175.0	51.340	171.9	2:21.923	9	37.432	122.5	53.036	173.9	51.481	169.5	2:21.949
4	37.337	120.9	52.743	176.1	51.821	170.8	2:21.901	10	38.116	120.9	52.821	173.6	52.062	169.2	2:22.999
5	37.694	122.3	52.874	175.3	50.816	171.7	2:21.384								
6	37.384	120.6	52.876	173.0	51.210	171.1	2:21.470								

67 BAZATA CZE							Skoda Octavia A								
1	45.079	121.4	52.898	185.5	50.399	180.6	2:28.376	7	36.674	126.3	51.582	183.9	49.783	177.9	2:18.039
2	37.019	120.9	53.417	184.6	50.352	178.5	2:20.788	8	37.006	125.7	52.499	183.0	50.098	179.7	2:19.603
3	37.443	118.6	52.827	181.5	50.608	176.1	2:20.878	9	37.530	129.1	51.450	184.9	49.463	181.5	2:18.443
4	37.369	124.2	52.570	182.4	50.146	177.0	2:20.085	10	36.794	129.8	52.562	185.2	49.270	179.4	2:18.626
5	37.145	123.9	52.744	184.3	49.965	180.6	2:19.854	11	36.246	129.4	52.191	183.3	49.764	178.5	2:18.201
6	36.817	123.8	52.489	183.3	49.776	180.6	2:19.082								

70 SKALICKY CZE							BMW 1-130i Challenge B								
1	47.448	119.7	53.611	175.3	51.806	170.8	2:32.865	7	37.328	120.9	52.999	173.0	50.861	172.2	2:21.188
2	37.840	122.4	53.239	176.1	52.106	170.3	2:23.185	8	37.172	121.3	52.623	176.4	50.732	172.8	2:20.527
3	37.787	120.5	53.594	175.8	51.091	171.4	2:22.472	9	37.262	120.4	52.530	176.1	50.907	171.7	2:20.699
4	37.301	118.0	52.523	177.0	51.154	171.4	2:20.978	10	37.196	123.4	52.885	173.6	51.364	171.4	2:21.445
5	37.215	123.9	52.676	175.6	51.189	171.9	2:21.080								
6	37.312	121.3	52.659	174.4	51.142	171.7	2:21.113								

121 NEMEC SVK							BMW 1-130i Challenge B								
1	46.383	120.9	53.521	177.6	50.651	174.7	2:30.555	7	37.167	123.4	52.598	172.2	50.747	173.6	2:20.512
2	37.022	121.8	52.343	179.1	50.695	175.6	2:20.060	8	37.555	122.3	52.396	175.8	50.514	173.3	2:20.465
3	36.897	125.4	52.557	178.2	51.184	175.3	2:20.638	9	37.292	123.4	52.286	176.7	50.777	171.7	2:20.355
4	36.876	122.7	53.058	179.4	50.567	175.0	2:20.501	10	37.362	119.6	52.320	176.4	50.840	172.5	2:20.522
5	37.022	124.4	53.006	175.8	50.591	173.9	2:20.619	11	37.364	120.4	52.861	176.7	51.096	172.2	2:21.321
6	37.282	118.0	52.327	176.7	50.613	172.5	2:20.222								

155 SCHULZE GER							Nissan 350Z C								
1	42.793	119.6	52.030	192.1	49.245	189.4	2:24.068	7	35.329	121.6	50.348	192.1	48.106	188.4	2:13.783
2	35.794	122.3	50.742	191.1	48.960	189.1	2:15.496	8	35.630	125.2	50.882	191.1	48.445	188.8	2:14.957
3	35.572	121.3	50.546	193.2	49.297	188.1	2:15.415	9	35.248	123.1	50.409	191.4	48.470	189.4	2:14.127
4	35.767	121.7	51.351	190.8	48.799	188.8	2:15.917	10	35.560	128.7	51.893	191.4	48.717	185.5	2:16.170
5	35.384	125.5	50.784	191.8	48.638	188.1	2:14.806	11	35.137	126.3	50.330	190.8	48.616	186.2	2:14.083
6	35.224	120.9	50.470	191.1	48.415	188.1	2:14.109								



Weather/Track: Sun 20° /Dry 38°

Circuit Length - 5.403 kilometres
Brno

Pohar cestovnich vozu

Race 2 - Best Sector Speeds Report

SECTOR 1				SECTOR 2				SECTOR 3				
POS	NO	NAME	SPEED	LAP	NO	NAME	SPEED	LAP	NO	NAME	SPEED	LAP
1	5	BEZAK	134.6	2	5	BEZAK	216.4	6	5	BEZAK	206.8	6
2	13	SUCHY	134.6	7	10	VACIK	204.1	1	13	SUCHY	198.5	3
3	37	KUSIN	134.3	11	13	SUCHY	203.0	2	10	VACIK	196.0	1
4	36	KOTRBA	133.8	9	12	VALEK	193.5	5	155	SCHULZE	189.4	1
5	12	VALEK	132.5	5	155	SCHULZE	193.2	3	37	KUSIN	187.8	10
6	10	VACIK	130.2	1	36	KOTRBA	192.1	10	28	KACIREK	187.5	8
7	67	BAZATA	129.8	10	37	KUSIN	192.1	11	36	KOTRBA	186.2	5
8	40	FULIN	129.6	1	40	FULIN	189.4	1	12	VALEK	185.8	2
9	155	SCHULZE	128.7	10	28	KACIREK	189.1	6	40	FULIN	183.9	3
10	2	BARES	127.2	10	60	PFEIFER	188.8	2	60	PFEIFER	182.7	6
11	28	KACIREK	127.0	3	8	KUBISTA	187.8	2	8	KUBISTA	181.8	1
12	57	PEKAR	126.9	10	67	BAZATA	185.5	1	67	BAZATA	181.5	9
13	60	PFEIFER	126.4	3	55	OSTASEVSKI	184.3	3	55	OSTASEVSKI	177.6	6
14	8	KUBISTA	126.3	8	57	PEKAR	180.9	2	57	PEKAR	175.8	5
15	1	FIRLA	126.1	11	121	NEMEC	179.4	4	121	NEMEC	175.6	2
16	44	JOHN	126.0	2	1	FIRLA	178.2	2	1	FIRLA	173.0	4
17	55	OSTASEVSKI	125.7	4	70	SKALICKY	177.0	4	70	SKALICKY	172.8	8
18	121	NEMEC	125.4	3	47	MILDE	176.7	1	47	MILDE	172.5	7
19	48	JANCIK JNR	124.7	10	66	RIBKO	176.7	1	48	JANCIK JNR	172.2	4
20	66	RIBKO	124.4	8	48	JANCIK JNR	176.4	2	66	RIBKO	171.9	2
21	70	SKALICKY	123.9	5	22	ZELINSKY	176.1	2	22	ZELINSKY	171.4	1
22	47	MILDE	122.5	5	44	JOHN	175.6	3	44	JOHN	171.1	1
23	22	ZELINSKY	121.7	4	2	BARES	175.3	1	2	BARES	169.5	5
24	3	KUPCIK	120.8	2	3	KUPCIK	173.6	4	3	KUPCIK	168.7	5



Weather/Track: Sun 20° /Dry 38°



Circuit Length - 5.403 kilometres
Brno

Pohar cestovnich vozu

Race 2 - Best Sector Times Report

POS	SECTOR 1			SECTOR 2			SECTOR 3			NO	NAME	IDEAL/BEST LAP COMPARISON			DIFF
	NO	TIME	LAP	NO	TIME	LAP	NO	TIME	LAP			IDEAL	BEST	LAP	
1	5	33.222	3	5	48.140	2	5	45.936	6	5	BEZAK	2:07.298	2:07.684	3	+ 0.386
2	13	33.934	5	13	48.260	2	13	46.542	4	13	SUCHY	2:08.736	2:09.227	3	+ 0.491
3	37	34.592	11	36	48.737	9	10	46.561	1	37	KUSIN	2:10.798	2:10.887	5	+ 0.089
4	36	34.750	9	28	48.999	10	37	47.190	4	36	KOTRBA	2:10.809	2:11.121	9	+ 0.312
5	28	34.751	6	10	49.003	1	28	47.212	7	28	KACIREK	2:10.962	2:11.123	6	+ 0.161
6	155	35.137	11	37	49.016	2	36	47.322	4	155	SCHULZE	2:13.573	2:13.783	7	+ 0.210
7	12	35.264	5	60	50.240	7	155	48.106	7	12	VALEK	2:13.971	2:14.052	5	+ 0.081
8	40	35.591	10	12	50.323	11	12	48.384	6	60	PFEIFER	2:14.674	2:14.857	7	+ 0.183
9	8	35.712	10	155	50.330	11	60	48.658	3	10	VACIK	2:15.500	2:15.500	1	+ 0.000
10	60	35.776	5	8	50.579	10	40	49.093	1	8	KUBISTA	2:15.569	2:15.569	10	+ 0.000
11	67	36.246	11	40	51.215	2	67	49.270	10	40	FULIN	2:15.899	2:16.342	10	+ 0.443
12	121	36.876	4	57	51.370	10	8	49.278	10	67	BAZATA	2:16.966	2:18.039	7	+ 1.073
13	55	36.904	6	67	51.450	9	57	49.563	9	57	PEKAR	2:17.938	2:18.286	9	+ 0.348
14	57	37.005	8	2	51.846	4	55	50.095	5	55	OSTASEVSK	2:19.447	2:19.678	6	+ 0.231
15	47	37.094	8	121	52.286	9	47	50.426	10	2	BARES	2:19.556	2:20.115	4	+ 0.559
16	1	37.110	3	1	52.411	10	2	50.480	3	121	NEMEC	2:19.676	2:20.060	2	+ 0.384
17	66	37.156	8	55	52.448	6	121	50.514	8	1	FIRLA	2:20.114	2:20.304	6	+ 0.190
18	70	37.172	8	70	52.523	4	1	50.593	6	47	MILDE	2:20.209	2:20.566	9	+ 0.357
19	2	37.230	5	66	52.539	8	70	50.732	8	70	SKALICKY	2:20.427	2:20.527	8	+ 0.100
20	44	37.494	3	47	52.689	4	66	50.816	5	66	RIBKO	2:20.511	2:21.066	8	+ 0.555
21	22	37.686	4	22	53.088	9	22	51.410	9	22	ZELINSKY	2:22.184	2:22.748	9	+ 0.564
22	48	37.816	5	44	53.230	5	44	51.661	4	44	JOHN	2:22.385	2:22.974	4	+ 0.589
23	3	38.731	6	48	53.537	2	48	51.752	4	48	JANCIK JNR	2:23.105	2:23.569	4	+ 0.464
24	10	39.936	1	3	54.552	1	3	52.885	4	3	KUPCIK	2:26.168	2:26.870	2	+ 0.702

'Perfect Lap' - 2:07.298



Weather/Track: Sun 20° /Dry 38°



Circuit Length - 5.403 kilometres
Brno

Pohar cestovnich vozu

RACE 2 - LAP CHART

Lap 1			Lap 2			Lap 3			Lap 4			Lap 5		
No	Behind	Laptime	No	Behind	Laptime	No	Behind	Laptime	No	Behind	Laptime	No	Behind	Laptime
5		2:14.062	5		2:08.073	5		2:07.684	5		2:07.986	5		2:08.167
10	1.438	2:15.500	13	3.075	2:09.568	13	4.618	2:09.227	13	7.471	2:10.839	13	8.649	2:09.345
13	1.580	2:15.642	37	6.750	2:11.227	37	10.411	2:11.345	37	13.518	2:11.093	37	16.238	2:10.887
37	3.596	2:17.658	28	11.105	2:13.678	28	16.103	2:12.682	28	20.833	2:12.716	28	24.569	2:11.903
28	5.500	2:19.562	12	16.498	2:14.959	36	23.296	2:14.218	36	27.177	2:11.867	36	30.685	2:11.675
12	9.612	2:23.674	36	16.762	2:15.033	12	24.909	2:16.095	12	32.700	2:15.777	12	38.585	2:14.052
36	9.802	2:23.864	155	17.429	2:15.496	155	25.160	2:15.415	155	33.091	2:15.917	155	39.730	2:14.806
155	10.006	2:24.068	40	18.938	2:16.588	40	27.653	2:16.399	40	36.752	2:17.085	40	45.546	2:16.961
40	10.423	2:24.485	60	22.867	2:18.076	60	30.921	2:15.738	60	38.688	2:15.753	60	46.000	2:15.479
60	12.864	2:26.926	8	25.442	2:18.449	8	35.659	2:17.901	8	45.187	2:17.514	8	55.046	2:18.026
57	13.930	2:27.992	67	27.029	2:20.788	67	40.223	2:20.878	67	52.322	2:20.085	57	1:03.898	2:19.272
67	14.314	2:28.376	57	28.196	2:22.339	57	41.165	2:20.653	57	52.793	2:19.614	67	1:04.009	2:19.854
8	15.066	2:29.128	121	28.480	2:20.060	121	41.434	2:20.638	121	53.949	2:20.501	121	1:06.401	2:20.619
121	16.493	2:30.555	1	29.723	2:20.610	1	42.487	2:20.448	1	54.888	2:20.387	1	1:07.094	2:20.373
1	17.186	2:31.248	55	32.223	2:22.274	55	44.800	2:20.261	55	56.792	2:19.978	55	1:08.747	2:20.122
55	18.022	2:32.084	70	33.915	2:23.185	2	47.186	2:20.592	2	59.315	2:20.115	2	1:12.004	2:20.856
70	18.803	2:32.865	2	34.278	2:21.055	70	48.703	2:22.472	70	1:01.695	2:20.978	70	1:14.608	2:21.080
47	20.258	2:34.320	47	34.990	2:22.805	47	49.170	2:21.864	47	1:03.376	2:22.192	47	1:16.382	2:21.173
66	20.774	2:34.836	66	35.569	2:22.868	66	49.808	2:21.923	66	1:03.723	2:21.901	66	1:16.940	2:21.384
2	21.296	2:35.358	22	38.322	2:23.846	22	53.818	2:23.180	22	1:09.165	2:23.333	22	1:23.951	2:22.953
22	22.549	2:36.611	48	40.573	2:23.674	44	57.386	2:23.436	44	1:12.374	2:22.974	44	1:27.531	2:23.324
48	24.972	2:39.034	44	41.634	2:23.747	48	57.847	2:24.958	48	1:13.430	2:23.569	48	1:28.884	2:23.621
44	25.960	2:40.022	3	46.854	2:26.870	3	1:34.670	2:55.500P				3	1 LAP	4:14.027
3	28.057	2:42.119												

Weather/Track: Sun 20°/Dry 38°

www.mstworld.com

Page 1 of 3

Brno
Circuit Length = 5.4030 km.
Start: 16:33 End: 16:57

Printed - 17:03 Sunday, 15 June 2008

Pohar cestovnich vozu
RACE 2 - LAP CHART

(contd.)

Lap 6			Lap 7			Lap 8			Lap 9			Lap 10		
No	Behind	Laptime	No	Behind	Laptime	No	Behind	Laptime	No	Behind	Laptime	No	Behind	Laptime
5		2:07.968	5		2:08.166	5		2:09.324	5		2:09.830	5		2:09.070
13	10.477	2:09.796	13	11.839	2:09.528	3	2 LAPS	2:28.174	44	1 LAP	2:24.914	22	1 LAP	2:22.748
37	19.710	2:11.440	37	23.567	2:12.023	13	12.713	2:10.198	48	1 LAP	2:25.579	13	14.779	2:10.859
28	27.724	2:11.123	28	30.859	2:11.301	37	26.626	2:12.383	13	12.990	2:10.107	44	1 LAP	2:26.290
36	34.518	2:11.801	36	37.849	2:11.497	28	33.252	2:11.717	3	2 LAPS	2:29.040	48	1 LAP	2:24.588
12	44.787	2:14.170	12	50.803	2:14.182	36	39.961	2:11.436	37	28.814	2:12.018	37	31.823	2:12.079
155	45.871	2:14.109	155	51.488	2:13.783	12	56.483	2:15.004	28	34.882	2:11.460	28	37.234	2:11.422
60	54.837	2:16.805	60	1:01.528	2:14.857	155	57.121	2:14.957	36	41.252	2:11.121	3	2 LAPS	2:30.233
40	55.399	2:17.821	40	1:04.263	2:17.030	60	1:08.229	2:16.025	12	1:01.280	2:14.627	36	43.642	2:11.460
8	1:04.995	2:17.917	8	1:13.268	2:16.439	40	1:12.198	2:17.259	155	1:01.418	2:14.127	12	1:07.265	2:15.055
57	1:15.042	2:19.112	67	1:24.996	2:18.039	8	1:20.526	2:16.582	60	1:15.782	2:17.383	155	1:08.518	2:16.170
67	1:15.123	2:19.082	57	1:25.745	2:18.869	57	1:35.079	2:18.658	40	1:19.159	2:16.791	60	1:23.131	2:16.419
121	1:18.655	2:20.222	121	1:31.001	2:20.512	67	1:35.275	2:19.603	8	1:27.159	2:16.463	40	1:26.431	2:16.342
1	1:19.430	2:20.304	1	1:32.048	2:20.784	121	1:42.142	2:20.465	57	1:43.535	2:18.286	8	1:33.658	2:15.569
55	1:20.457	2:19.678	2	1:37.529	2:20.763	1	1:43.336	2:20.612	67	1:43.888	2:18.443	57	1:52.968	2:18.503
2	1:24.932	2:20.896	70	1:40.775	2:21.188	2	1:49.148	2:20.943	121	1:52.667	2:20.355	67	1:53.444	2:18.626
70	1:27.753	2:21.113	47	1:41.815	2:20.574	70	1:51.978	2:20.527	1	1:53.977	2:20.471	121	2:04.119	2:20.522
47	1:29.407	2:20.993	66	1:43.540	2:21.264	47	1:53.114	2:20.623	2	2:00.239	2:20.921	1	2:05.407	2:20.500
66	1:30.442	2:21.470	22	1:53.783	2:23.083	66	1:55.282	2:21.066	70	2:02.847	2:20.699			
22	1:38.866	2:22.883	44	1:58.869	2:24.085	22	2:07.416	2:22.957	47	2:03.850	2:20.566			
44	1:42.950	2:23.387	48	2:01.931	2:24.383				66	2:07.401	2:21.949			
48	1:45.714	2:24.798												
3	1 LAP	2:26.932												

Weather/Track: Sun 20°/Dry 38°

Pohar cestovnich vozu
RACE 2 - LAP CHART

(contd.)

Lap 11			Lap 12			Lap 13			Lap 14			Lap 15		
No	Behind	Laptime	No	Behind	Laptime	No	Behind	Laptime	No	Behind	Laptime	No	Behind	Laptime
5		2:10.074												
2	1 LAP	2:20.647												
70	1 LAP	2:21.445												
47	1 LAP	2:21.039												
66	1 LAP	2:22.999												
13	16.730	2:12.025												
22	1 LAP	2:24.929												
37	34.069	2:12.320												
44	1 LAP	2:25.087												
48	1 LAP	2:24.435												
28	40.058	2:12.898												
36	45.595	2:12.027												
3	2 LAPS	2:27.002												
155	1:12.527	2:14.083												
12	1:22.074	2:24.883												
60	1:29.911	2:16.854												
40	1:33.634	2:17.277												
8	1:40.541	2:16.957												
67	2:01.571	2:18.201												
57	2:02.226	2:19.332												
121	2:15.366	2:21.321												
1	2:16.173	2:20.840												

Weather/Track: Sun 20°/Dry 38°

www.mstworld.com

Page 3 of 3

Brno
 Circuit Length = 5.4030 km.
 Start: 16:33 End: 16:57

Printed - 17:03 Sunday, 15 June 2008