

**2nd Toyo Tires 24 Hours of Dubai**

**Final result of 24h - Qualification**



Pos	Nbr	Name	Vehicle	Class	PIC	Fastest	In	Diff	Gap	2nd time	In
1	5	Oktanas	Porsche 996 RSR	A6	1	2:04.692	29			2:04.828	31
2	12	Race Alliance Motorsport	Porsche 996	A6	2	2:04.973	28	0.281	0.281	2:05.315	23
3	40	Duller Motorsport	BMW Z4 Coupe	A5	1	2:05.693	19	1.001	0.720	2:05.956	26
4	20	Konrad Lechner Motorsport	Porsche GT3 RSR	A6	3	2:06.491	28	1.799	0.798	2:06.720	10
5	10	VIP Petfoods	Porsche 996 GT3 Cup	A6	4	2:09.173	31	4.481	2.682	2:09.642	30
6	11	SMS Seyffart Motorsport	Porsche GT3	A6	5	2:09.559	31	4.867	0.386	2:09.843	23
7	21	Sande E Castro Sport	Porsche 911 GT3 CUP	A6	6	2:10.220	36	5.528	0.661	2:11.292	35
8	19	Team RPM	Porsche 997 GT3 Cup	A6	7	2:10.272	31	5.580	0.052	2:10.680	29
9	35	Levin Racing	Porsche 996 GT3	A5	2	2:10.311	27	5.619	0.039	2:10.721	32
10	15	G-Force Racing 1	Porsche 997 GT3 CUP	A6	8	2:11.122	30	6.430	0.811	2:11.206	31
11	39	Marcos Racing Team 1	BMW M3 E46	A5	3	2:11.217	19	6.525	0.095	2:11.424	4
12	33	EDM Motorsport	BMW E46 M3 GT	A5	4	2:11.266	32	6.574	0.049	2:11.798	34
13	2	Hubert Bergh Motorsport 2	Porsche 996 GT3 Cup	A6	9	2:11.521	36	6.829	0.255	2:12.869	40
14	58	Duller Motorsport Team 2	BMW E46 M3 GTR	A5	5	2:11.681	7	6.989	0.160	2:12.622	15
15	6	Team Hayashi	Porsche GT3 Cup	A6	10	2:11.832	42	7.140	0.151	2:12.184	40
16	17	Pro Speed Competition 1	Porsche GT3-RS	A6	11	2:12.364	35	7.672	0.532	2:12.501	34
17	4	CM Creativ Marketing	Porsche 996 GT3 Cup	A6	12	2:12.514	10	7.822	0.150	2:13.002	36
18	102	Solution F	Touring Cup Silhouette	SP1	1	2:12.617	20	7.925	0.103	2:13.196	40
19	30	Renauer Motorsport	Porsche GT3-RS	A6	13	2:13.540	35	8.848	0.923	2:13.861	34
20	14	Team Bermax-Massi	Porsche 996 CUP	A6	14	2:13.626	18	8.934	0.086	2:13.810	17
21	23	KRS-Racing-Service	Porsche 996 GT3 Cup	A6	15	2:13.938	29	9.246	0.312	2:14.106	17
22	9	Toveros Sportas	Porsche 997 GT3	A6	16	2:14.890	3	10.198	0.952	2:17.042	19
23	29	Bovi Motorsport Team 2	Porsche 996 GT3 Cup	A6	17	2:15.190	25	10.498	0.300	2:15.295	21
24	8	First Motorsport Team 2	Porsche 996 Supercup	A6	18	2:15.302	5	10.610	0.112	2:16.369	7
25	34	Charlet Racing	BMW M3 CSL	A5	6	2:15.759	10	11.067	0.457	2:25.820	7
26	101	Solution F - McCregror Team	Touring Cup Silhouette	SP1	2	2:16.046	40	11.354	0.287	2:16.612	35
27	28	Bovi Motorsport Team 1	Brokernet Silver Sting	SP1	3	2:16.124	11	11.432	0.078	2:16.295	12
28	7	First Motorsport Team 1	Porsche 996 supercup	A6	19	2:17.161	6	12.469	1.037	2:19.055	25
29	24	Motors Television Team 1	BMW 325 Compact GTR	A4	1	2:17.396	3	12.704	0.235	2:20.211	2
30	25	G-Force Racing 2	Porsche 997 GT3 CUP	A6	20	2:18.012	12	13.320	0.616	2:18.527	15
31	41	PROAUTO Team 1	Seat Leon Supercopa	A5	7	2:18.301	12	13.609	0.289	2:18.334	27
32	22	Dabo Competition	Porsche 996 CUP	A6	21	2:18.451	4	13.759	0.150	2:19.374	3
33	31	K&K Racing Team	BMW E 36 M3 GTR	A5	8	2:19.259	8	14.567	0.808	2:20.522	24
34	61	Maeder-Motorsport GmbH	Honda S2000	A2	1	2:20.948	24	16.256	1.689	2:21.628	17
35	55	Motors Television Team 2	BMW 325 Compact GTR	A4	2	2:21.472	4	16.780	0.524	2:21.546	3
36	32	Zengo Motorsport	Seat Leon	A5	9	2:22.426	33	17.734	0.954	2:22.791	35
37	51	Team-Black-Falcon Team 1	BMW M3GT	A4	3	2:23.411	26	18.719	0.985	2:25.790	32
38	38	RACE BOX.COM	Lotus Exise	A4	4	2:23.467	15	18.775	0.056	2:23.695	14
39	69	Martin Tschornia	Renault Clio-RS	A2	2	2:25.287	11	20.595	1.820	2:26.100	12
40	76	Ebbing Motorsport 1	Ford Puma 1,6 RS	A1	1	2:25.573	15	20.881	0.286	2:25.925	13
41	64	Equipe Verschuur 2	Renault Clio RS	A2	3	2:25.643	7	20.951	0.070	2:26.332	6
42	87	VW Motorsport Team 1	Volkswagen Golf V 2.0 TDD 116V	1	2:25.934	8	21.242	0.291	2:26.050	6	
43	65	Traxon CLT	Renault Clio	A2	4	2:26.115	23	21.423	0.181	2:26.307	18
44	88	VW Motorsport Team 2	Volkswagen Golf V 2.0 TDD 116V	2	2:26.611	22	21.919	0.496	2:27.159	23	
45	16	VDS Racing Adventures	BMW M5 E34	A6	22	2:27.198	36	22.506	0.587	2:27.606	35
46	66	Ebbing Motorsport 2	Renault Clio 2.0 RS	A2	5	2:27.565	26	22.873	0.367	2:28.388	22

Fastest time by : 2:04.692 in lap 29 by nbr. 5 : Oktanas (Porsche)

**Publication-time**

Timekeeping by : Timeservice.nl

Results Laptimes : www.raceresults.nu

Clerk of the course  Martin van de Pavert	Steward	Timekeeper   H. Roelse - Timeservice	
Page 1 of 2	Results remain provisional pending technical examination and decisions from the stewards of the meeting		

**2nd Toyo Tires 24 Hours of Dubai**  
**Final result of 24h - Qualification**



Pos	Nbr	Name	Vehicle	Class	PIC	Fastest	In	Diff	Gap	2nd time	In
47	75	Mini Motorsport Centre	Mini Cooper S	A4	5	2:27.789	6	23.097	0.224	2:28.385	5
48	54	BMS Racing/MSC Adenau	BMW M3 E30	A4	6	2:28.124	13	23.432	0.335	2:30.003	16
49	63	Equipe Verschuur 1	Renault Clio RS	A2	6	2:28.162	20	23.470	0.038	2:28.628	17
50	62	US Car World Racing	Renault Clio Cup	A2	7	2:28.718	14	24.026	0.556	2:29.338	10
51	68	Red Camel Racing 1	Seat Leon 2.0 TDI	D1	3	2:29.282	7	24.590	0.564	2:29.468	27
52	53	Team Black Falcon Team 3	BMW 325i E 90	A4	7	2:30.109	9	25.417	0.827	2:31.020	3
53	74	Team Rhino's Leipert	Ford Fiesta	A1	2	2:30.259	5	25.567	0.150	2:30.663	6
54	60	ADS Racing Team	Renault Clio	A2	8	2:30.272	25	25.580	0.013	2:30.555	23
55	57	Marcos Racing Team 2	BMW 120D	D1	4	2:31.224	19	26.532	0.952	2:32.315	18
56	52	Team-Black-Falcon Team 2	BMW 325i E 90	A4	8	2:32.635	11	27.943	1.411	2:32.904	17
57	81	Mad & Daring Team 1	BMW 120d	D1	5	2:33.916	18	29.224	1.281	2:34.157	20
58	73	Team Mirage Australia 3	Mitsubishi Mirage	A1	3	2:34.303	23	29.611	0.387	2:35.816	24
59	72	Team Mirage Australia 2	Mitsubishi Mirage	A1	4	2:35.370	4	30.678	1.067	2:35.593	17
60	89	Albers Racing Team	BMW 120d	D1	6	2:35.426	25	30.734	0.056	2:35.996	28
61	71	Team Mirage Australia 1	Mitsubishi Mirage	A1	5	2:36.601	3	31.909	1.175	2:37.646	2
62	84	Altenburger Destillerie	Alfa Romeo 147 JTD GTA Cup	D1	7	2:37.535	3	32.843	0.934	2:38.384	4
63	82	Mad & Daring Team 2	BMW 120d	D1	8	2:39.920	13	35.228	2.385	2:40.151	5
64	85	Viscon Racing	Volkswagen Golf V 2.0 TDI 16V	D1	9	2:39.926	18	35.234	0.006	2:40.148	39
65	90	Jabe Racing	Volkswagen Golf V 2.0 TDI 16V	D1	10	2:43.277	2	38.585	3.351	2:44.256	6
66	67	Motorsport Wheels LLC	Volkswagen Golf GTI 2.0 Turbo	A5	10	2:46.558	2	41.866	3.281		
67	86	Red Camel Racing 2	Seat Leon 1.9 TDI	D1	11						
NS	1	Hubert Bergh Motorsport 1	Porsche 996 GT3 Cup	A6	23						
NS	3	Autoracing Club Bratislava	Porsche GT3	A6	24						
NS	42	PROAUTO Team 2	Seat Leon Supercopa	A5	11						
NS	56	Matador Rennsport	BMW M3 E36	A4	9						

Fastest time by : 2:04.692 in lap 29 by nbr. 5 : Oktanas (Porsche)

**Publication-time**

Timekeeping by : Timeservice.nl

Results Laptimes : [www.raceresults.nu](http://www.raceresults.nu)

Clerk of the course  Martin van de Pavert	Steward	Timekeeper   H.Roelse - Timeservice	
Page 2 of 2	Results remain provisional pending technical examination and decisions from the stewards of the meeting		