

2nd Toyo Tires 24 Hours of Dubai

Result of 24h - Free Practice

Class = A1

Pos	Nbr	Name	Vehicle	Fastest	In	Diff	Gap	2nd time	In
1	76	Ebbing Motorsport 1	Ford Puma 1,6 RS	2:27.026	11			2:29.274	4
2	74	Team Rhino's Leipert	Ford Fiesta	2:35.849	10	8.823	8.823	2:36.023	9
3	72	Team Mirage Australia 2	Mitsubishi Mirage	2:36.059	14	9.033	0.210	2:36.513	11
4	71	Team Mirage Australia 1	Mitsubishi Mirage	2:36.859	3	9.833	0.800	2:37.365	17
5	73	Team Mirage Australia 3	Mitsubishi Mirage	2:43.244	18	16.218	6.385	2:43.648	22

Class = A2

Pos	Nbr	Name	Vehicle	Fastest	In	Diff	Gap	2nd time	In
1	61	Maeder-Motorsport GmbH	Honda S2000	2:23.428	9			2:23.993	8
2	69	Martin Tschornia	Renault Clio-RS	2:28.318	6	1.292	4.890	2:28.783	13
3	63	Equipe Verschuur 1	Renault Clio RS	2:28.903	7	1.877	0.585	2:29.064	30
4	64	Equipe Verschuur 2	Renault Clio RS	2:29.854	9	2.828	0.951	2:30.563	4
5	65	Equipe Verschuur 3	Renault Clio	2:29.982	19	2.956	0.128	2:30.955	28
6	66	Ebbing Motorsport 2	Renault Clio 2.0 RS	2:31.121	26	4.095	1.139	2:31.212	29
7	60	ADS Racing Team	Renault Clio	2:31.831	28	4.805	0.710	2:32.187	24
8	62	US Car World Racing	Renault Clio Cup	2:33.232	9	6.206	1.401	2:36.270	17

Class = A4

Pos	Nbr	Name	Vehicle	Fastest	In	Diff	Gap	2nd time	In
1	24	Motors Television Team 1	BMW 325 Compact GTR	2:17.460	6			2:20.669	5
2	55	Motors Television Team 2	BMW 325 Compact GTR	2:21.390	18		3.930	2:23.256	17
3	56	Matador Rennsport	BMW M3 E36	2:24.890	9		3.500	2:25.310	4
4	51	Team-Black-Falcon Team 1	BMW M3GT	2:26.578	15		1.688	2:27.002	16
5	38	RACE BOX.COM	Lotus Exise	2:27.509	6	0.483	0.931	2:32.119	5
6	54	BMS Racing/MSC Adenau	BMW M3 E30	2:31.242	4	4.216	3.733	2:32.590	5
7	75	Mini Motorsport Centre	Mini Cooper S	2:32.033	12	5.007	0.791	2:33.182	11
NS	52	Team-Black-Falcon Team 2	BMW 325i E 90						
NS	53	Team Black Falcon Team 3	BMW 325i E 90						

Class = A5



Pos	Nbr	Name	Vehicle	Fastest	In	Diff	Gap	2nd time	In
1	40	Duller Motorsport	BMW Z4 Coupe	2:08.226	34			2:09.078	33
2	58	Duller Motorsport Team 2	BMW E46 M3 GTR	2:13.523	27		5.297	2:14.469	18
3	35	Levin Racing	Porsche 996 GT3	2:13.827	15		0.304	2:14.014	14
4	39	Marcos Racing Team 1	BMW M3 E46	2:17.518	9		3.691	2:19.175	23
5	34	Charlet Racing	BMW M3 CSL	2:17.738	7		0.220	2:17.988	6
6	41	PROAUTO Team 1	Seat Leon Supercopa	2:18.438	15		0.700	2:18.837	17
7	33	EDM Motorsport	BMW E46 M3 GT	2:19.496	14		1.058	2:21.733	12
8	31	K&K Racing Team	BMW E 36 M3 GTR	2:21.671	27		2.175	2:21.907	26
9	42	PROAUTO Team 2	Seat Leon Supercopa	2:25.333	6		3.662	2:25.670	29
10	32	Zengo Motorsport	Seat Leon	2:30.100	3	3.074	4.767	2:30.442	8
11	67	Motorsport Wheels LLC	Volkswagen Golf GTI 2.0 Turbo	2:36.914	7	9.888	6.814	2:43.402	3

Fastest time by : 2:05.935 in lap 8 by nbr. 12 : Race Alliance Motorsport (Porsche)

Publication-time

Timekeeping by : Timeservice.nl

Results Laptimes : www.raceresults.nu

Clerk of the course Martin van de Pavert	Steward	Timekeeper  H. Roelse - Timeservice	
Page 1 of 2	Results remain provisional pending technical examination and decisions from the stewards of the meeting		

2nd Toyo Tires 24 Hours of Dubai

Result of 24h - Free Practice

Class = A6

Pos	Nbr	Name	Vehicle	Fastest	In	Diff	Gap	2nd time	In
1	12	Race Alliance Motorsport	Porsche 996	2:05.935	8			2:06.351	14
2	5	Oktanas	Porsche 996 RSR	2:07.837	27		1.902	2:09.699	28
3	20	Konrad Lechner Motorsport	Porsche GT3 RSR	2:08.959	29		1.122	2:09.758	12
4	1	Hubert Bergh Motorsport 1	Porsche 996 GT3 Cup	2:10.653	11		1.694	2:12.184	9
5	17	Pro Speed Competition 1	Porsche GT3-RS	2:12.921	26		2.268	2:13.541	25
6	15	G-Force Racing 1	Porsche 997 GT3 CUP	2:13.182	19		0.261	2:14.031	17
7	11	SMS Seyffart Motorsport	Porsche GT3	2:13.262	9		0.080	2:14.421	25
8	21	Sande E Castro Sport	Porsche 911 GT3 CUP	2:13.368	30		0.106	2:14.459	28
9	2	Hubert Bergh Motorsport 2	Porsche 996 GT3 Cup	2:13.921	25		0.553	2:14.556	24
10	10	VIP Petfoods	Porsche 996 GT3 Cup	2:13.990	25		0.069	2:15.358	24
11	6	Team Hayashi	Porsche GT3 Cup	2:14.569	25		0.579	2:15.809	23
12	30	Renauer Motorsport	Porsche GT3-RS	2:16.092	28		1.523	2:16.316	26
13	4	CM Creativ Marketing	Porsche 996 GT3 Cup	2:16.263	32		0.171	2:16.948	31
14	14	Team Bermax-Massi	Porsche 996 CUP	2:16.358	32		0.095	2:16.576	23
15	23	KRS-Racing-Service	Porsche 996 GT3 Cup	2:16.603	20		0.245	2:16.903	23
16	29	Bovi Motorsport Team 2	Porsche 996 GT3 Cup	2:17.213	27		0.610	2:19.821	26
17	9	Toveros Sportas	Porsche 997 GT3	2:19.364	10		2.151	2:20.253	9
18	25	G-Force Racing 2	Porsche 997 GT3 CUP	2:19.724	21		0.360	2:20.269	14
19	19	Team RPM	Porsche 997 GT3 Cup	2:20.203	19		0.479	2:21.283	18
20	7	First Motorsport Team 1	Porsche 996 supercup	2:22.224	30		2.021	2:22.432	29
21	22	Dabo Competition	Porsche 996 CUP	2:22.361	13		0.137	2:25.641	15
22	16	VDS Racing Adventures	BMW M5 E34	2:40.847	21	13.821	18.486	2:42.146	18
NS	3	Autoracing Club Bratislava	Porsche GT3						
NS	8	First Motorsport Team 2	Porsche 996 Supercup						

Class = D1

Pos	Nbr	Name	Vehicle	Fastest	In	Diff	Gap	2nd time	In
1	87	VW Motorsport Team 1	Volkswagen Golf V 2.0 TDI 16V	2:27.087	2	0.061		2:28.329	7
2	68	Red Camel Racing 1	Seat Leon 2.0 TDI	2:31.436	21	4.410	4.349	2:31.766	2
3	84	Altenburger Destillerie	Alfa Romeo 147 JTD GTA Cup2	2:35.539	13	8.513	4.103	2:37.043	16
4	88	VW Motorsport Team 2	Volkswagen Golf V 2.0 TDI 16V	2:35.717	11	8.691	0.178	2:37.143	17
5	81	Mad & Daring Team 1	BMW 120d	2:36.064	21	9.038	0.347	2:37.072	8
6	57	Marcos Racing Team 2	BMW 120D	2:36.896	16	9.870	0.832	2:38.665	18
7	85	Viscon Racing	Volkswagen Golf V 2.0 TDI 16V	2:41.277	9	14.251	4.381	2:41.492	8
8	90	Jabe Racing	Volkswagen Golf V 2.0 TDI 16V	2:41.542	8	14.516	0.265	2:42.121	7
9	82	Mad & Daring Team 2	BMW 120d	2:43.210	24	16.184	1.668	2:43.566	15
10	89	Albers Racing Team	BMW 120d	2:44.728	24	17.702	1.518	2:46.817	27
NS	86	Red Camel Racing 2	Seat Leon 1.9 TDI						

Class = SP1



Pos	Nbr	Name	Vehicle	Fastest	In	Diff	Gap	2nd time	In
1	102	Solution F	Touring Cup Silhouette	2:14.672	20			2:17.099	19
2	103	Solution F - M7 Racing	Touring Cup Silhouette	2:17.056	17		2.384	2:18.307	22
3	101	Solution F - McGregor Team	Touring Cup Silhouette	2:22.836	6		5.780	2:23.018	8
4	28	Bovi Motorsport Team 1	Brokernet Silver Sting	2:24.431	24		1.595	2:25.778	21

Fastest time by : 2:05.935 in lap 8 by nbr. 12 : Race Alliance Motorsport (Porsche)

Publication-time

Timekeeping by : Timeservice.nl

Results Laptimes : www.raceresults.nu

Clerk of the course Martin van de Pavert	Steward	Timekeeper  H.Roelse - Timeservice	
Page 2 of 2	Results remain provional pending technical examination and decisions from the stewards of the meeting		